

Cables, Wires & Accessories for

# RAIL VEHICLES

Ed. 2 // EN



**(Channeling  
POWER)** 

# HELUKABEL® & HUBER+SUHNER

Dear Ladies and Gentlemen,

HELUKABEL and HUBER+SUHNER have been working together on KANBAN solutions for the rail industry for several years. Due to our successful cooperation, we formed an even closer partnership and HELUKABEL was nominated as a sales partner for RADOX® cables.

As a leading supplier of cables and cable systems, HUBER+SUHNER offers application-specific connection solutions for the construction of modern rail vehicles and their related infrastructure. The products are developed specifically for the needs of the railway market and are based on high frequency, low frequency and fibre optic solutions.

HELUKABEL has several locations in Germany, Austria and Switzerland, as well as in over 37 countries worldwide, and is one of the leading providers of logistics solutions for cables and wires. The high availability of a broad range of products combined with highly automated logistics processes enable short-term deliveries and a high level of service.

The strengths of HUBER+SUHNER and HELUKABEL combined allow for numerous advantages to customers:

- Complete product range for rail vehicles and rail infrastructure
- No minimum production quantities
- 3 million metres of RADOX® cables immediately available from stock
- Cut to length service for smaller quantities
- Customised logistics solutions
- Worldwide service and availability

HUBER+SUHNER and HELUKABEL. A partnership for greater customer satisfaction.


We look forward to meeting you.

**HUBER+SUHNER**

 **HELUKABEL®**

# Content

<b>Content</b>	<b>Page</b>
Content	01
HELUKABEL – Channeling POWER	02
HELUKABEL – Channeling INNOVATION	04
HELUKABEL – Channeling LOGISTICS	06
HELUKABEL – Channeling KNOW-HOW	08
RADOX® Railway Cables	10
RADOX® Railway Cable Product Range	12
RADOX® Railway Cables Overview	14
RADOX® EN50306 SERIES (300/500 V)	16
RADOX® TENUIS-TW SERIES (600/1000 V)	28
RADOX® GKW-LW SERIES (600/1000 V)	34
RADOX® 3 GKW SERIES (600/1000 V)	40
RADOX® EN 50264 SERIES (600-3600 V)	48
RADOX® 4 GKW-AX SERIES (1800/3000 V)	56
RADOX® 9 GKW-AX SERIES (3600/6000 V)	62
RADOX® JUMPER Cables	66
RADOX® RAILCAT / RAILDAT / DATABUS Cables	70
RADOX® FR Cables	80
RADOX® RF Cables	88
RADOX® For Industrial Application	108
Copper Wire	120
Accessories	126
Fire Protection Requirements	153
Keyword index / Type index	154
Numerical Index according to Helukabel	155
Numerical Index according to Huber+Suhner	158



## ( Channeling POWER )

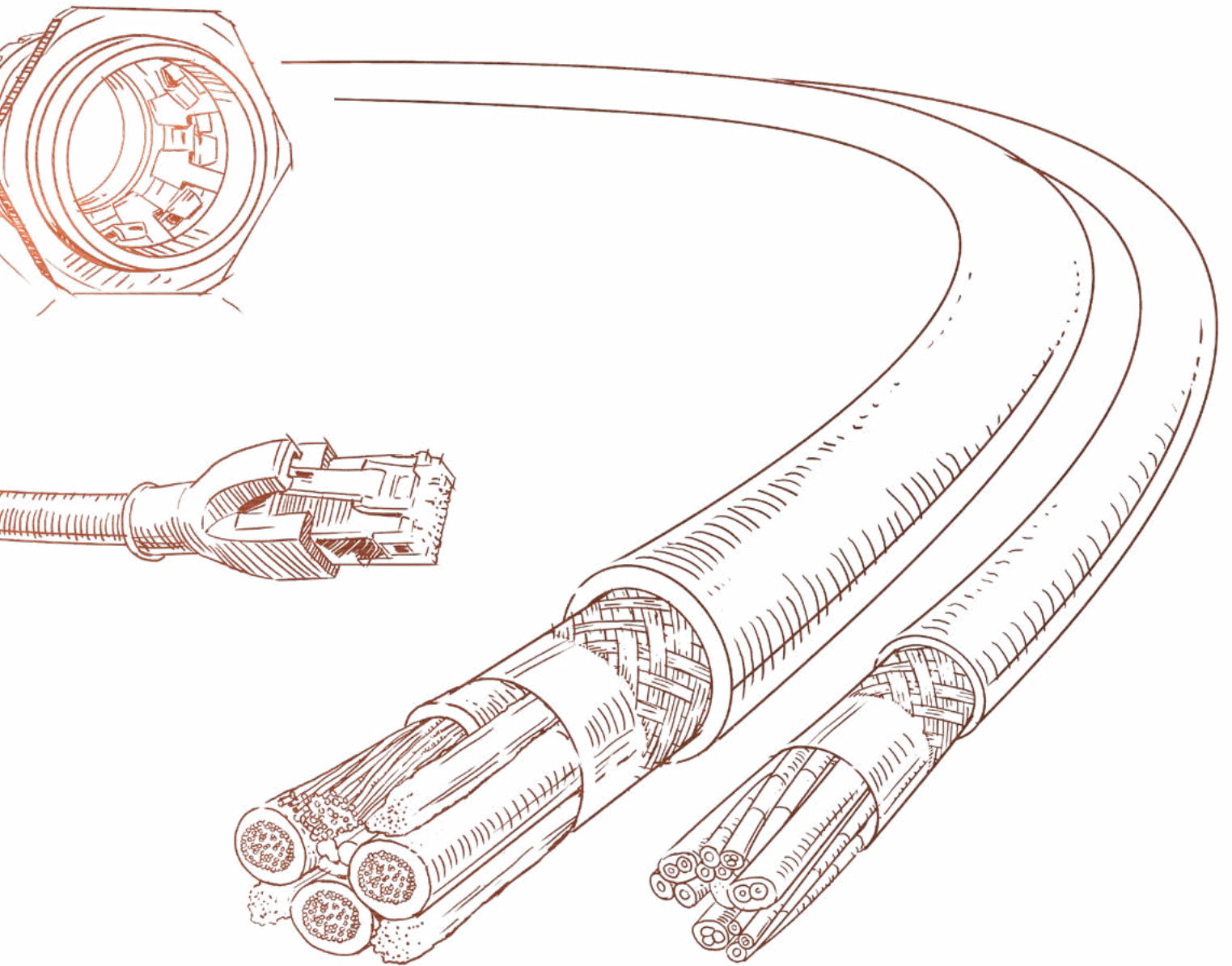
Cables are the vital supply lines of complex machines, plants, and systems. Whether operating under extreme mechanical stress, in the middle of the Arctic Ocean, in the scorching heat, or in the vastness of space – such conditions demonstrate what top-of-the-line cables can achieve.

We at HELUKABEL have made it our mission to bring energy and communication to our customers' destinations reliably and consistently at all times, and to make the impossible, possible!

Over 1,900 employees located at 60 sites across 37 countries work towards this common goal. We see it as our challenge to find the right cable solution for you every day, giving you the time to concentrate on more important things than cables and wires. This is where our products truly create value for you and your application.

"Channeling Power" succinctly summarizes this mission and is our commitment to customers.





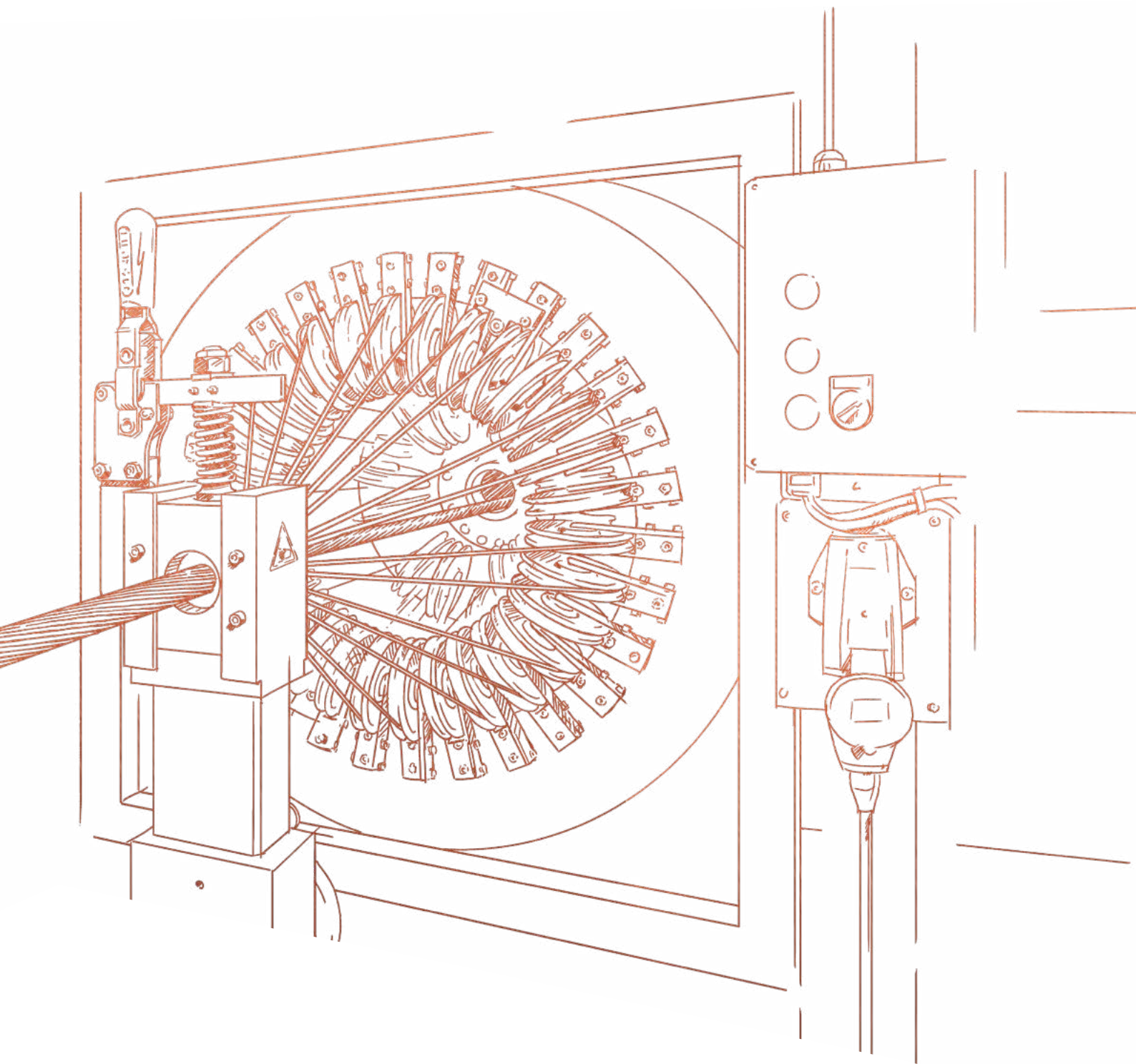
# Channeling **INNOVATION**




A cable is only as good as the minds that ask the right questions before it's made. We have a lot of bright minds at HELUKABEL who spend every day searching for intelligent answers.

This is important because the challenges faced by modern cables and wires are multifaceted: for example, moving applications with more than ten million cycles, exposure to extreme mechanical and chemical loads, tricky bending radii and space-saving hybrid solutions. For each situation, HELUKABEL has answers to help you.

To ensure there are no issues during use, all newly developed products undergo rigorous testing at our R&D centre in Windsbach, near Nuremberg. Here we bend, pull, grind and ignite the cable for all it's worth. Our special aging ovens are time machines that simulate a cable's life cycle and far beyond. Our cables are tested to comply with national and international standards, and all results are signed and sealed.









## (Channeling LOGISTICS)



Where there's no cable there's no data nor electricity. When everything's going according to plan, cables are of little interest to anyone; but inevitably the day comes when a machine starts malfunctioning or a missing cable is holding up the completion of a project task. Whatever the situation in which problems occur, the time can be tense and critical for everyone involved.

At HELUKABEL, we try to remove the stress you're experiencing as quickly as possible.

To this end, we built the biggest distribution centre for cable products in Europe.

With over 33,000 products stored in a fully automated, high-bay warehouse, we're ready to act upon your needs quickly and ship you the right cable at a moment's notice. Our "known shipper" status with the Federal Office of Civil Aviation means that your goods are checked in and pass security control directly at our warehouse, which speeds up the shipment process. On top of this, we have 33 additional warehouses on 5 continents so you can order your cables in Spanish, French, Chinese or in 24 other languages.

# Channeling (KNOW-HOW)


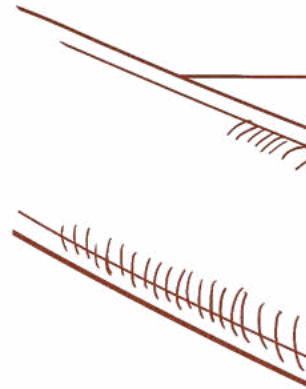


We are mighty proud of our portfolio of more than 33,000 stock items - and yet, among all these products, it still happens that a customer does not find the right solution for a specific application. Luckily, we have a strong backup plan for cases like these: HELUKABEL has in-house experienced specialists who can develop the optimum connection solution precisely tailored to your needs.

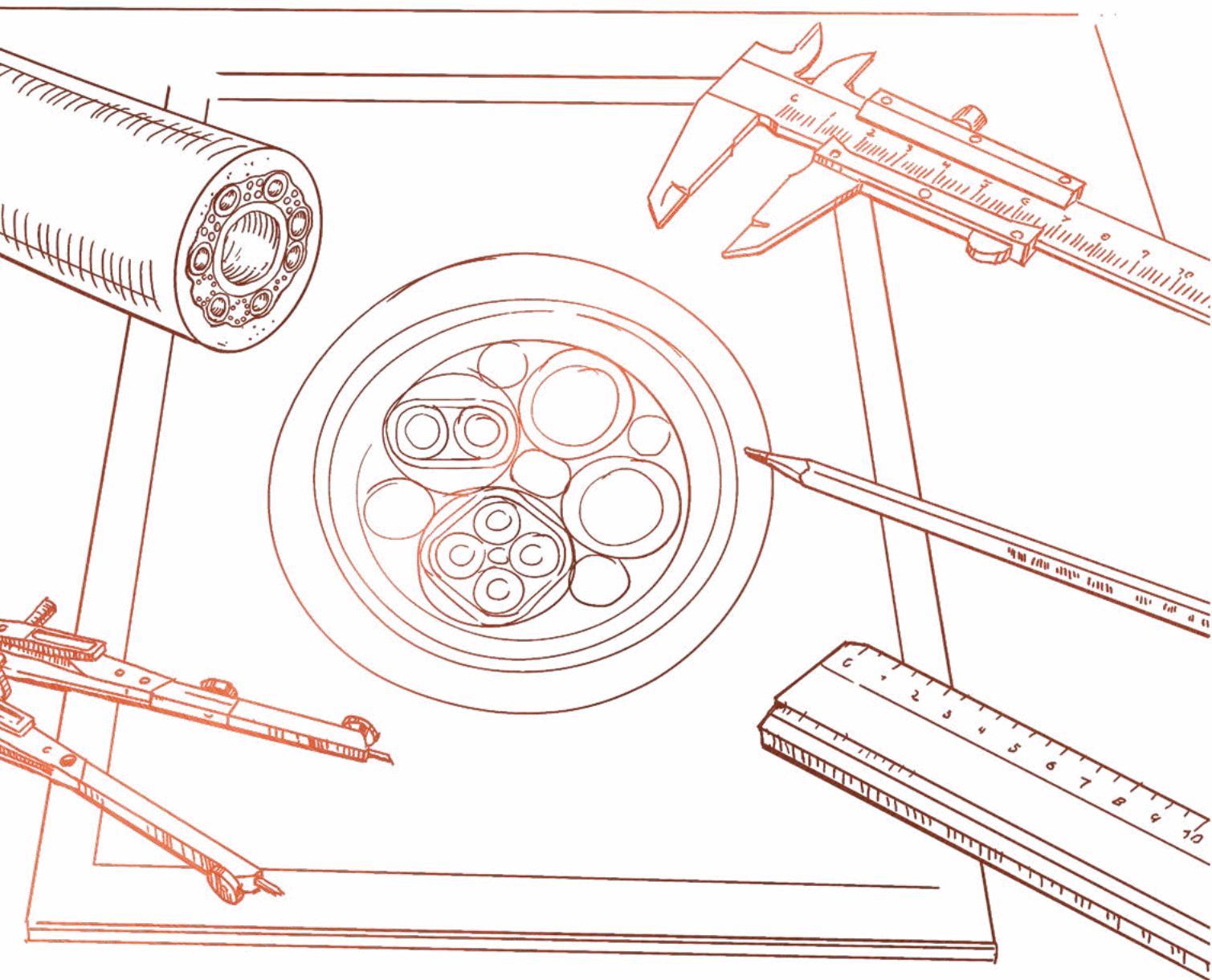
Depending on which electrical, chemical and mechanical properties your cable must fulfil in practice, we carefully determine all the parameters: from the cross-section of the conductor and its structure to the insulation and arrangement of the individual elements in the cable, to the shielding and outer sheath.

Only when a special cable truly meets all requirements are our engineers fully satisfied - so that you will be too. It's with this approach that we develop reliable solutions together with our customers, even for complex and unusual situations.

In such instances, the results range from small and inconspicuous to great and spectacular: special cables from HELUKABEL can be found, for example, in aerial ladders on fire engines, in sewer robots, tunnel boring machines, on oil platforms or in wind power and biogas plants. After all, when it comes to cables, wires and accessories, there's almost nothing we can't do.









# RADOX® Railway Cables

## What does "RADOX" mean?

The registered trademark RADOX® from HUBER+SUHNER represents electron beam cross-linked insulating materials. RADOX® insulation offers excellent resistance to thermal, chemical, electrical and mechanical stresses.

## Advantages of RADOX® materials

RADOX® materials do not melt at extremely high temperatures and remain dimensionally stable even in the event of a short circuit. RADOX® railway cables only require reduced wall thicknesses due to their excellent insulation properties. As a result, space requirements and cable weight are massively reduced. The RADOX® railway cable series was successfully tested according to the European cable standards EN 50264 and EN 50306 and the standards GOST 20.57.406-81, method 204-1 as well as GOST 17491-80. This ensures an additional safety factor for the customer.

## Temperature range RADOX® railway cable

-50 °C tested in laboratories

+120 °C with a service life of 20 000 hours

## Insulation and sheath materials according to European cable standards

The European cable standards specify demanding requirements for mechanical, thermal, chemical and fire protection properties. The specifications regarding fire protection are described in the respective cable standards EN 50264 and EN 50306 as well as in the fire protection standard EN 45545-2.

The halogen-free, electron beam cross-linked RADOX® materials meet the highest requirements (M) of the respective standard or hazard level (HL3).

## Properties

- particularly low temperature
- particularly oil-resistant
- particularly fuel resistant

## Requirements

-40 °C

IRM 902, 24 h/72 h, 100 °C (duration depends on cable standard 24 h = EN 50306-2)

IRM 903, 168 h, 70 °C

		N	A	D	S
Operating class	Construction class	Standard Vehicles	Automatic drive mode	Double deck	Sleeper
1	No underground sections, immediate side evacuation possible	HL 1	HL 1	HL 1	HL 2
2	Underground sections, side evacuation possible in a short time	HL 2	HL 2	HL 2	HL 2
3	Underground sections, side evacuation possible after a longer period of time	HL 2	HL 2	HL 2	HL 3
4	Underground sections, no side evacuation possible	HL 3	HL 3	HL 3	HL 3

As one of the leading suppliers of standard and customised cables and cable systems, HUBER+SUHNER supplies optimised solutions for the cabling of rail-bound vehicles such as regional trains, high-speed trains, underground trains, trams as well as locomotives.

Thanks to many years of experience in the railway sector, customers can be sure of receiving perfectly functioning and innovative products from HUBER+SUHNER.

RADOX® railway cables meet the high requirements of the railway market owing following essential properties:

- increased fire protection
- increased mechanical resistance
- increased media resistance
- increased temperature range
- reliable signal and power transmission
- weight reduction
- space reduction
- lower life cycle costs

The worldwide sales organisation guarantees presence and support on site.

### RADOX® Cable Description Key (Examples)

HUBER+SUHNER labels the railway cables according to cable standards EN 50264 and EN 50306.

#### Examples lettering

HUBER+SUHNER	RADOX®	EN 50306-4	1800 V	3 × 2.5	MM	12564186	7654321
1	2	3	6	7	8 9	12	13

HUBER+SUHNER	RADOX®	EN 50306-4	3 P	300 V	4 × 0.75	MM	S	90	12564186	7654321	Prod. date
1	2	3	4 5	6	7	8 9	10	11	12	13	14

#### Description

- |     |  |  |
|-----|--|--|
| 1.  | Manufacturer's name  | HUBER+SUHNER                                     |
| 2.  | Registered Trademark of HUBER+SUHNER                           | RADOX®   |
| 3.  | Name of Cable Series   | 4 GKW-AX or EN 50306 or 3 GKW ...                |
| 4.  | Structure according to table in EN 50306 standard              | 1. Unscreened; 3. Screened; 5. Pairs Screened    |
| 5.  | Cable installation type  | P: protected installed; E: unprotected installed |
| 6.  | Nominal voltage  | V AC   |
| 7.  | Number of cores and conductor cross-section (mm <sup>2</sup> ) |  |
| 8.  | Type identification Insulation                                 | M  |
| 9.  | Type identification Sheath                                     | M  |
| 10. | Overall screen   | S  |
| 11. | Nominal temperature  | °C only valid for EN 50306 cores/cables          |
| 12. | Article number   |  |
| 13. | Production number  |  |
| 14. | Production date  | ww-yyyy (optional)                               |

# RADOX® Railway Cable Product Range

Excellent resistance to thermal, chemical, electrical and mechanical loads

RADOX® Series	Nominal voltage	Nominal cross-section mm <sup>2</sup>	Number of cores	Temperature range °C		
EN 50306-2	0,3/0,5 kV	0,5 - 2,5	1	-40 to +120		
EN 50306-3			1 - 4			
EN 50306-4 1P			2 - 48	-40 to +120		
EN 50306-4 IE			2 - 48			
EN 50306-4 3P			2 - 8	-50 to +120		
EN 50306-4 3E			2 - 8			
EN 50306-4 5P		0,5 - 1,5	2 - 7 pair	-40 to +120		
EN 50306-4 5E		2 - 7 pair				
3 GKW 300V FR RW		0,6/1 kV	1 - 2,5	1	-50 to +120	
3 GKW 300V MM FR RW			0,5 - 2,5	2 - 25		
3 GKW 300V MM S FR RW	2 - 20					
TENUIS-TW 600V M	0,5 - 4,0		1			
TENUIS-TW 600V MM			2 - 95			
TENUIS-TW 600V MM S			2 - 95			
GKW-LW 600V M	0,5 - 2,5		1			
GKW-LW 600V MM			2 - 50			
GKW-LW 600V MM S			2 - 50			
3 GKW 600V	1,8/3 kV		0,5 - 400	1		-50 to +120
3 GKW 600V XM		0,5 - 35	2 - 50			
3 GKW 600V XM S		0,5 - 50	2 - 50			
EN 50264-3-1 600V M		1 - 400	1			
EN 50264-3-2 600V MM		1,5 - 50	2 - 4			
EN 50264-3-2 600V MM S		1,5 - 50	2 - 4			
3 GKW 600V FR		1 - 50	1			
3 GKW 600V XM FR		1,5 - 50	3 - 7			
4 GKW-AX 1800V M		3,6/6 kV	0,5 - 400	1	-50 to +120	
4 GKW-AX 1800V MM S			1,5 - 400	1		
4 GKW-AX 1800V MM S	1,5 - 95		2 - 20			
4 GKW-AX 1800V MJ	16 - 300		1			
4 GKW-AX 1800V M FR	1,5 - 240		1			
EN 50264-3-1 1800V M	1,5 - 400		1			
EN 50264-3-1 1800V MM	1,5 - 400		1			
9 GKW-AX 3600V M	1,8/3 kV / 3,6/6 kV		1,5 - 300	1		
9 GKW-AX 3600V MM S			1,5 - 300	1		
9 GKW-AX 3600V MM S			1,5 - 95	2		
EN 50264-3-1 3600V MM		2,5 - 400	1			
Jumper	0,3 kV	1,5 - 400	1	-40 to +90		
DATABUS	0,3 kV	0,5 - 2,5	2 - 4			

Single/multi-core cable		Multi-pair cable	Installation		Insulation	
unscreened	screened		protected	unprotected	thin-walled	reduced wall thickness
X					X	
	X		X		X	
X			X		X	
X				X	X	
	X		X		X	
	X			X	X	
		X	X		X	
		X		X	X	
X					X	
X					X	
	X				X	
X					X	
X		X			X	
	X	X			X	
X		X			X	
X		X			X	
	X	X			X	
X					X	
X					X	
	X				X	
X					X	
X					X	
	X				X	
	X				X	
X			X		X	
X					X	
X					X	
X					X	
	X				X	
	X				X	
X					X	
X	X					
X	X	X				

RADOX® is a trademark of Huber + Suhner AG.

**HUBER+SUHNER**

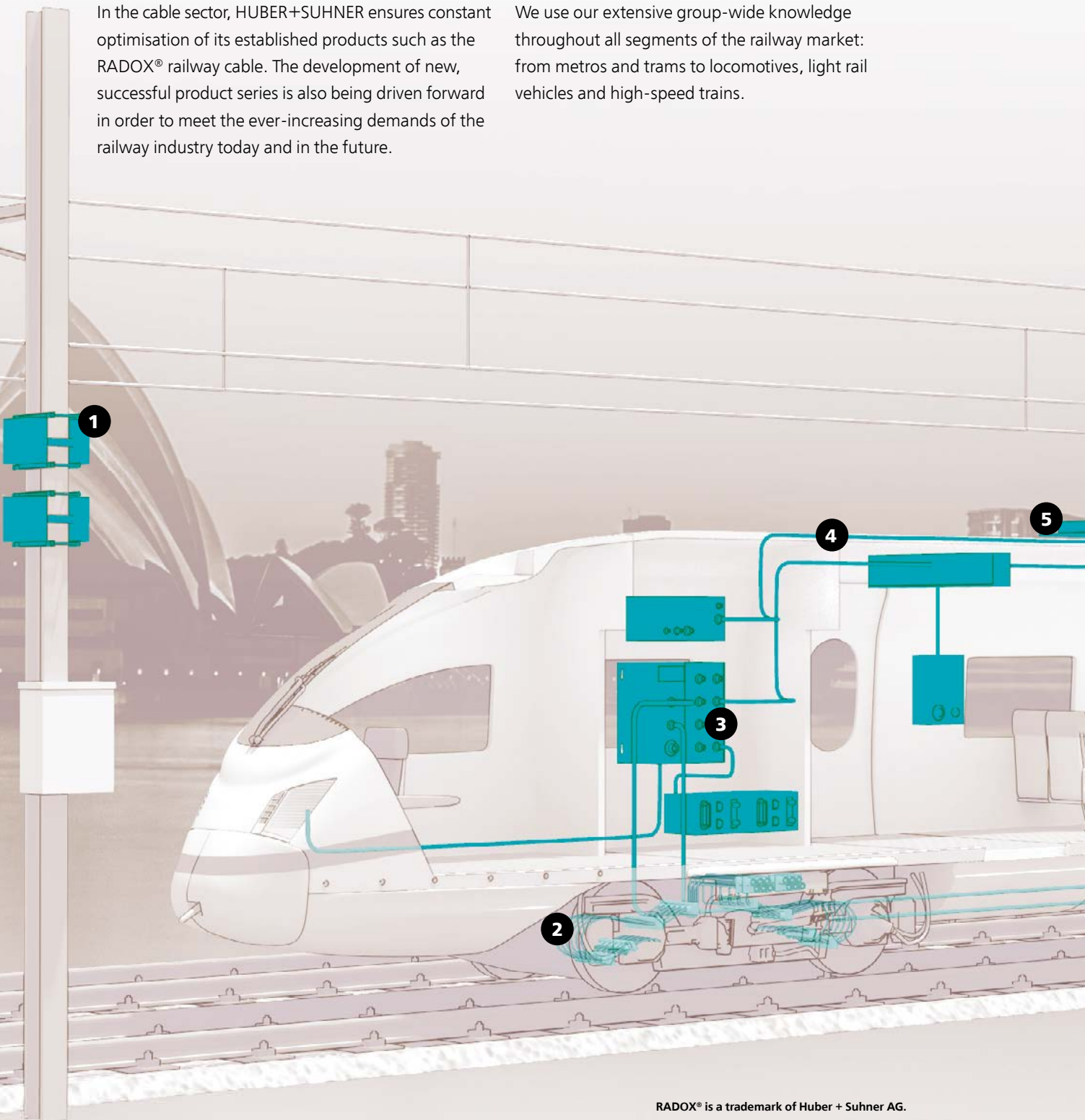
# RADOX® Railway Cables Overview

Today's rail vehicles are highly complex and require innovative technologies on board to transmit data and power efficiently. Our overall connectivity solutions ensure efficiency, reliability and security.

## Comprehensive Wire & Cable Portfolio

In the cable sector, HUBER+SUHNER ensures constant optimisation of its established products such as the RADOX® railway cable. The development of new, successful product series is also being driven forward in order to meet the ever-increasing demands of the railway industry today and in the future.

We use our extensive group-wide knowledge throughout all segments of the railway market: from metros and trams to locomotives, light rail vehicles and high-speed trains.



RADOX® is a trademark of Huber + Suhner AG.


**HUBER+SUHNER**

### Power and Signal Cable

- Ethernet and databus
- High-frequency cable
- Cables for integrated circuits
- NFPA 130 and EN45545 certified
- 300 V – 600 V & 2000 V – 3600 V
- Reduced in weight and thickness

### In-Vehicle Connections

- Transmission of power, signals and data up to 10 Gbit/s between two vehicles
- Customised solutions for your specific application and requirements
- Complete assemblies and subassemblies



- ❶ Trackside antennas
- ❷ Bogie-Jumpers
- ❸ Databus cables
- ❹ RF Feeder cables
- ❺ Rooftop antennas

- ❻ Power cables
- ❼ Control cables
- ❽ GBit FO-cables
- ❾ In-carriage antennas
- ❿ Inter-Vehicle jumpers





### **Cables and Wires for Rail Vehicles**

- nominal voltage of 300/500V AC
- improved behaviour in case of fire
- thin insulation

The new RADOX® EN 50306 railway cables are based on the newly developed halogen-free, electron beam cross-linked insulation system RADOX® EI 306, the sheath material RADOX® EM 104 and comply with the standard specifications of EN 50306.

(Hazard level: HL3; property level: M).





# RADOX® EN50306 Series (300/500V)

<b>Overview</b>	<b>Page</b>
RADOX® EN 50306-2 300V M single core cable, unscreened	18
RADOX® EN 50306-3 300V MM S single core cable, screened	19
RADOX® EN 50306-3 300V MM S multi-core cable, screened	20
RADOX® EN 50306-4 1E 300V MM multi-core cable, unscreened	21
RADOX® EN 50306-4 1P 300V MM multi-core cable, unscreened	22
RADOX® EN 50306-4 3E 300V MM S multi-core cable, screened	23
RADOX® EN 50306-4 3P 300V MM S multi-core cable, screened	24
RADOX® EN 50306-4 5E 300V MM S multi-pair, screened	25
RADOX® EN 50306-4 5P 300V MM S multi-pair, screened	26

# RADOX® EN 50306-2 300V M

halogen-free, electron beam cross-linked single core



RADOX® EN 50306-2 300V M 1x2,5 mm<sup>2</sup>

## Technical data

- compliant with the requirements acc. to EN 50306-2
- **Temperature range**  
flexible -50°C to +125°C  
fixed -50°C to +125°C
- **Nominal voltage**  
U<sub>0</sub>/U 300/500 V
- **Test voltage**  
2000 V AC / 4800 V DC
- **Minimum bending radius**  
flexible 4x Outer-Ø  
fixed 3x Outer-Ø

## Cable structure

- Copper wire tinned, acc. to EN 50306-2
- Core insulation: RADOX® EI 306
- Core identification: see table

## Properties

- halogen-free and flame-retardant
- resistance to: oil, fuel, ozone and weather influences
- cold flexible
- heat resistant
- electron beam cross-linked RADOX® insulation does not melt or flow
- compliant with the essential fire protection standards

## Tests

- EN 45545-2 HL1 - HL3
- NFPA 130
- GOST 31565

## Note

- please find further technical information in the H&S product data sheet
- other dimensions and colours on request

## Application

- The cores are intended for fixed installation in rail vehicles or for installation where limited alternating bending stress occurs during operation.
- Specifications concerning the selection and installation of cables are described in the standards EN 50355 and EN 50343.

Part no.	Part no. H&S	No. cores x cross-sec. mm <sup>2</sup>	Outer Ø app. mm	Weight app. kg / km	Copper weight kg / km
34624	12586000	1 x 0,5 WH	1,4	6	4,8
35316	12586001	1 x 0,75 WH	1,6	8	7,2
11006493	12586002	1 G 0,75 GN-YE	1,6	8	7,2
34625	12586003	1 x 1 WH	1,8	10	9,6
11006496	84112450	1 G 1 GN-YE	1,8	10	9,6

Part no.	Part no. H&S	No. cores x cross-sec. mm <sup>2</sup>	Outer Ø app. mm	Weight app. kg / km	Copper weight kg / km
34626	12586004	1 x 1,5 WH	2,2	16	14,4
11006495	12586007	1 G 1,5 GN-YE	2,2	16	14,4
34627	12586005	1 x 2,5 WH	2,8	26	24,0
11006494	12586006	1 G 2,5 GN-YE	2,8	26	24,0

Dimensions and specifications may be changed without prior notice.

# RADOX® EN 50306-3 300V MM S

halogen-free, electron beam cross-linked single core, screened



## Technical data

- compliant with the requirements acc. to EN 50306-3
- **Temperature range**  
flexible -50°C to +120°C  
fixed -50°C to +125°C
- **Nominal voltage**  
U<sub>0</sub>/U 300/500 V
- **Test voltage**  
2000 V AC / 4800 V DC
- **Minimum bending radius**  
flexible 4x Outer-Ø  
fixed 3x Outer-Ø

## Cable structure

- Copper wire tinned, acc. to EN 50306-2
- Core insulation: RADOX® EI 306
- Core identification: white
- EMC-Screen: braided screen of tinned copper wires
- Outer sheath: RADOX® S2
- Outer sheath colour: black

## Properties

- halogen-free and flame-retardant
- very good resistance to: oil, fuel, ozone and weather influences
- cold flexible
- heat resistant
- electron beam cross-linked RADOX® insulation does not melt or flow
- compliant with the essential fire protection standards

## Tests

- EN 45545-2 HL1 - HL3
- GOST 31565

## Note

- please find further technical information in the H&S product data sheet
- other dimensions and colours on request

## Application

- The cores are intended for fixed installation in rail vehicles or for installation where limited alternating bending stress occurs during operation.
- Specifications concerning the selection and installation of cables are described in the standards EN 50355 and EN 50343.

Part no.	Part no. H&S	No. cores x cross-sec. mm <sup>2</sup>	Outer Ø app. mm	Weight app. kg / km	Copper weight kg / km	Part no.	Part no. H&S	No. cores x cross-sec. mm <sup>2</sup>	Outer Ø app. mm	Weight app. kg / km	Copper weight kg / km
11006660	84097978	1 x 0,5	2,6	14	9,6	11006669	84111019	1 x 1,5	3,3	27	21,0
11006668	84111017	1 x 0,75	2,7	17	12,5	11006670	84111020	1 x 2,5	3,9	39	31,9
11006661	84097980	1 x 1	2,8	19	14,6						

Dimensions and specifications may be changed without prior notice.

# RADOX® EN 50306-3 300V MM S

halogen-free, electron beam cross-linked control cable, screened



RADOX® EN 50306-3 300V MM S 4x1,0 mm<sup>2</sup>

## Technical data

- compliant with the requirements acc. to EN 50306-3
- **Temperature range**  
flexible -50°C to +125°C  
fixed -50°C to +125°C
- **Nominal voltage**  
U<sub>0</sub>/U 300/500 V
- **Test voltage**  
2000 V AC / 4800 V DC
- **Minimum bending radius**  
flexible 4x Outer-Ø  
fixed 3x Outer-Ø

## Cable structure

- Copper wire tinned, acc. to EN 50306-2
- Core insulation: RADOX® EI 306
- Core identification: white cores with consecutive labeling in black digits
- Filler (optional): RADOX® 125 REC
- EMC-Screen: braided screen of tinned copper wires
- Wrapping (optional): plastic belt
- Outer sheath: RADOX® S2
- Outer sheath colour: black

## Properties

- halogen-free and flame-retardant
- very good resistance to: oil, fuel, ozone and weather influences
- cold flexible
- heat resistant
- electron beam cross-linked RADOX® insulation does not melt or flow
- compliant with the essential fire protection standards

## Tests

- EN 45545-2 HL1 - HL3
- GOST 31565

## Note

- please find further technical information in the H&S product data sheet
- other dimensions and colours on request

## Application

- The cables are intended for fixed installation in rail vehicles or for installation where limited alternating bending stress occurs during operation.
- Specifications concerning the selection and installation of cables are described in the standards EN 50355 and EN 50343.

Part no.	Part no. H&S	No. cores x cross-sec. mm <sup>2</sup>	Outer Ø app. mm	Weight app. kg / km	Copper weight kg / km
11006664	84103799	2 x 0,5	4,0	24	17,0
11006671	84111022	2 x 0,75	4,4	32	23,0
11006674	84111027	3 x 0,75	4,7	43	30,9
11006676	84111032	4 x 0,75	5,2	53	40,0
11006672	84111023	2 x 1	4,7	37	28,6

Part no.	Part no. H&S	No. cores x cross-sec. mm <sup>2</sup>	Outer Ø app. mm	Weight app. kg / km	Copper weight kg / km
11006675	84111028	3 x 1	5,0	49	38,8
11006677	84111035	4 x 1	5,7	68	46,2
11006673	84111025	2 x 2,5	6,8	77	65,9
11006659	85164052	4 x 2,5	8,1	144	119,3

Dimensions and specifications may be changed without prior notice.

# RADOX® EN 50306-4 1E 300V MM

halogen-free, electron beam cross-linked control cable



## Technical data

- compliant with the requirements acc. to EN 50306-4
- **Temperature range**  
flexible -40°C to +120°C  
fixed -40°C to +120°C
- **Nominal voltage**  
U<sub>0</sub>/U 300/500 V
- **Test voltage**  
2000 V
- **Minimum bending radius**  
flexible  
≤ 12 mm 4x Outer-Ø  
> 12 mm 5x Outer-Ø  
fixed  
≤ 12 mm 3x Outer-Ø  
> 12 mm 4x Outer-Ø

## Cable structure

- Copper wire tinned, acc. to EN 50306-2
- Core insulation: RADOX® EI 306
- Core identification: white cores with consecutive labeling in black digits
- Filler (optional): RADOX® 125 REC
- Wrapping: plastic belt
- Outer sheath: RADOX® EM 104
- Outer sheath colour: black

## Properties

- halogen-free and flame-retardant
- very good resistance to: oil, fuel, ozone and weather influences
- cold flexible
- heat resistant
- electron beam cross-linked RADOX® insulation does not melt or flow
- compliant with the essential fire protection standards

## Tests

- DIN 5510-2 fire protection level 1, 2, 3, 4
- EN 45545-2 HL1 - HL3
- NF F16-101 classification, category C/F0, int. A1, A2, B/ext. A1, A2, B

## Note

- G = with protective conductor GN-YE
- please find further technical information in the H&S product data sheet
- other dimensions and colours on request

## Application

- The cables are intended for fixed installation in rail vehicles or for installation where limited alternating bending stress occurs during operation. Type of installation: mechanically unprotected.
- Specifications concerning the selection and installation of cables are described in the standards EN 50355 and EN 50343.

Part no.	Part no. H&S	No.cores x cross-sec. mm <sup>2</sup>	Outer Ø app. mm	Weight app. kg / km	Copper weight kg / km
11006534	85006859	3 x 0,75	6,0	59	21,6
11006527	84105080	2 x 1	6,0	57	19,2
11006516	12586086	4 x 1	6,9	84	38,4
11006517	12586087	7 x 1	7,9	124	67,2
11006518	12586090	37 x 1	15,1	507	355,2
11006519	12586091	4 x 1,5	7,9	115	57,6
34994	12586092	7 x 1,5	9,0	167	100,8

Part no.	Part no. H&S	No.cores x cross-sec. mm <sup>2</sup>	Outer Ø app. mm	Weight app. kg / km	Copper weight kg / km
11006520	12586093	13 x 1,5	12,3	300	187,2
11006521	12586094	19 x 1,5	13,5	398	273,6
11006522	12586095	37 x 1,5	18,2	738	532,8
11006523	12586099	7 G 1,5	9,0	167	100,8
11006535	85007965	7 x 2,5	10,9	258	188,0
34993	85007966	13 x 2,5	15,1	468	312,0

Dimensions and specifications may be changed without prior notice.

# RADOX® EN 50306-4 1P 300V MM

halogen-free, electron beam cross-linked control cable



## Technical data

- compliant with the requirements acc. to EN 50306-4
- Temperature range**  
flexible -40°C to +120°C  
fixed -40°C to +120°C
- Nominal voltage**  
U<sub>0</sub>/U 300/500 V
- Test voltage**  
2000 V
- Minimum bending radius**  
flexible  
≤ 12 mm 4x Outer-Ø  
> 12 mm 5x Outer-Ø  
fixed  
≤ 12 mm 3x Outer-Ø  
> 12 mm 4x Outer-Ø

## Cable structure

- Copper wire tinned, acc. to EN 50306-2
- Core insulation: RADOX® EI 306
- Core identification: white cores with consecutive labeling in black digits
- Wrapping: plastic belt
- Outer sheath: RADOX® EM 104
- Outer sheath colour: black

## Properties

- halogen-free and flame-retardant
- very good resistance to: oil, fuel, ozone and weather influences
- cold flexible
- heat resistant
- electron beam cross-linked RADOX® insulation does not melt or flow
- compliant with the essential fire protection standards

## Tests

- DIN 5510-2 fire protection level 1, 2, 3, 4
- EN 45545-2 HL1 - HL3
- NF F16-101 classification, category C/F0, int. A1, A2, B/ext. A1, A2, B

## Note

- G = with protective conductor GN-YE
- please find further technical information in the H&S product data sheet
- other dimensions and colours on request

## Application

- The cables are intended for fixed installation in rail vehicles or for installation where limited alternating bending stress occurs during operation. Type of installation: mechanically protected.
- Specifications concerning the selection and installation of cables are described in the standards EN 50355 and EN 50343.

Part no.	Part no. H&S	No. cores x cross-sec. mm <sup>2</sup>	Outer Ø app. mm	Weight app. kg / km	Copper weight kg / km
11006538	85077411	2 x 0,5	4,2	28	9,6
35313	12586008	4 x 0,5	4,9	42	19,2
11006497	12586009	7 x 0,5	5,6	61	33,6
11006537	85064802	7 G 0,5	5,6	61	33,6
11006498	12586010	13 x 0,5	8,0	115	62,4
11006499	12586011	19 x 0,5	8,8	155	91,2
11006528	84115498	2 x 0,75	4,7	37	14,4
11006529	84117216	3 x 0,75	4,9	44	21,6
11006536	85013457	3 G 0,75	4,9	44	21,6
11006500	12586013	4 x 0,75	5,4	55	28,8
11006501	12586014	4 G 0,75	5,4	55	28,8
11006502	12586015	7 x 0,75	6,2	83	50,4
11006503	12586016	7 G 0,75	6,2	83	50,4
11006504	12586017	13 x 0,75	8,9	159	93,6
11006524	84088673	2 x 1	4,9	42	19,2
11006533	85006857	3 x 1	5,3	53	28,8
34628	12586021	4 x 1	5,7	65	38,4
11006505	12586022	7 x 1	6,7	101	67,2
35309	84136197	10 x 1	8,8	152	96,0

Part no.	Part no. H&S	No. cores x cross-sec. mm <sup>2</sup>	Outer Ø app. mm	Weight app. kg / km	Copper weight kg / km
11006506	12586023	13 x 1	9,6	191	124,8
11006507	12586024	19 x 1	10,7	260	182,4
11006526	84094661	2 x 1,5	5,8	60	28,8
11006530	84135145	3 x 1,5	6,3	77	43,2
35310	12586140	3 G 1,5	6,3	77	43,2
11006508	12586026	4 x 1,5	6,7	92	57,6
11006525	84091342	4 G 1,5	6,7	92	57,6
11006509	12586027	7 x 1,5	8,3	152	100,8
11006510	12586028	13 x 1,5	11,5	276	187,2
11006511	12586029	19 x 1,5	12,7	372	273,6
11006512	12586030	37 x 1,5	17,4	702	532,8
11006513	12586031	2 x 2,5	7,3	94	48,0
11006514	12586032	3 x 2,5	7,8	121	72,0
35311	12586033	3 G 2,5	7,8	121	72,0
11006515	12586034	4 x 2,5	8,6	153	96,0
35312	12586035	4 G 2,5	8,6	153	96,0
11006532	84141575	7 x 2,5	10,0	235	168,0
11006531	84141494	19 x 2,5	15,8	595	456,0

Dimensions and specifications may be changed without prior notice.

# RADOX® EN 50306-4 3E 300V MM S

halogen-free, electron beam cross-linked control cable, screened



## Technical data

- compliant with the requirements acc. to EN 50306-4
- **Temperature range**  
flexible -50°C to +125°C  
fixed -50°C to +125°C
- **Nominal voltage**  
U<sub>0</sub>/U 300/500 V
- **Test voltage**  
2000 V
- **Minimum bending radius**  
flexible  
≤ 12 mm 4x Outer-Ø  
> 12 mm 5x Outer-Ø  
fixed  
≤ 12 mm 3x Outer-Ø  
> 12 mm 4x Outer-Ø

## Cable structure

- Copper wire tinned, acc. to EN 50306-2
- Core insulation: RADOX® EI 306
- Core identification: white cores with consecutive labeling in black digits
- Filler (optional): RADOX® 125 REC
- EMC-Screen: braided screen of tinned copper wires
- Wrapping: plastic belt
- Outer sheath: RADOX® EM 104
- Outer sheath colour: black

## Properties

- halogen-free and flame-retardant
- very good resistance to: oil, fuel, ozone and weather influences
- cold flexible
- heat resistant
- electron beam cross-linked RADOX® insulation does not melt or flow
- compliant with the essential fire protection standards

## Tests

- EN 45545-2 HL1 - HL3
- GOST 31565

## Note

- please find further technical information in the H&S product data sheet
- other dimensions and colours on request

## Application

- The cables are intended for fixed installation in rail vehicles or for installation where limited alternating bending stress occurs during operation. Type of installation: mechanically unprotected.
- Specifications concerning the selection and installation of cables are described in the standards EN 50355 and EN 50343.

Part no.	Part no. H&S	No. cores x cross-sec. mm <sup>2</sup>	Outer Ø app. mm	Weight app. kg / km	Copper weight kg / km	Part no.	Part no. H&S	No. cores x cross-sec. mm <sup>2</sup>	Outer Ø app. mm	Weight app. kg / km	Copper weight kg / km
11006630	12586101	2 x 0,5	5,9	55	17,0	11006639	12586112	3 x 1	6,9	85	38,8
11006631	12586102	3 x 0,5	6,1	61	23,6	11006640	12586114	6 x 1	8,5	134	78,0
11006632	12586103	4 x 0,5	6,6	73	29,6	11006641	12586115	8 x 1	9,0	162	92,0
11006633	12586104	6 x 0,5	7,5	99	44,9	11006642	12586116	2 x 1,5	7,5	94	39,9
11006634	12586106	2 x 0,75	6,3	65	23,0	11006643	12586117	3 x 1,5	7,8	110	54,0
11006635	12586107	3 x 0,75	6,6	75	31,5	11006644	12586118	4 x 1,5	8,6	134	74,9
11006636	12586108	4 x 0,75	7,1	92	40,0	11006645	12586119	6 x 1,5	9,7	180	109,4
11006637	12586109	6 x 0,75	8,2	125	61,1	11006646	12586120	8 x 1,5	11,1	252	152,8
11006638	12586111	2 x 1	6,6	73	28,0						

Dimensions and specifications may be changed without prior notice.



# RADOX® EN 50306-4 3P 300V MM S

halogen-free, electron beam cross-linked control cable, screened



RADOX® EN 50306-4 3P 300V MM S 8x0,5 mm<sup>2</sup>

## Technical data

- compliant with the requirements acc. to EN 50306-4
- **Temperature range**  
flexible -50°C to +125°C  
fixed -50°C to +125°C
- **Nominal voltage**  
U<sub>0</sub>/U 300/500 V
- **Test voltage**  
2000 V
- **Minimum bending radius**  
flexible 4x Outer-Ø  
fixed 3x Outer-Ø

## Cable structure

- Copper wire tinned, acc. to EN 50306-2
- Core insulation: RADOX® EI 306
- Core identification: white cores with consecutive labeling in black digits
- Filler (optional): RADOX® 125 REC
- EMC-Screen: braided screen of tinned copper wires
- Wrapping: plastic belt
- Outer sheath: RADOX® EM 104
- Outer sheath colour: black

## Properties

- halogen-free and flame-retardant
- very good resistance to: oil, fuel, ozone and weather influences
- cold flexible
- heat resistant
- electron beam cross-linked RADOX® insulation does not melt or flow
- compliant with the essential fire protection standards

## Tests

- EN 45545-2 HL1 - HL3
- NFPA 130

## Note

- G = with protective conductor GN-YE
- please find further technical information in the H&S product data sheet
- other dimensions and colours on request

## Application

- The cables are intended for fixed installation in rail vehicles or for installation where limited alternating bending stress occurs during operation. Type of installation: mechanically protected.
- Specifications concerning the selection and installation of cables are described in the standards EN 50355 and EN 50343.

Part no.	Part no. H&S	No. cores x cross-sec. mm <sup>2</sup>	Outer Ø app. mm	Weight app. kg / km	Copper weight kg / km
34846	12586036	2 x 0,5	4,9	40	17,0
34632	12586037	3 x 0,5	5,0	46	23,6
34751	12586038	4 x 0,5	5,4	54	29,6
11006615	12586039	6 x 0,5	6,3	75	41,1
34633	12586040	8 x 0,5	6,7	87	51,9
11006690	85087574	9 x 0,5	7,3	120	64,2
11006662	84101234	10 x 0,5	7,9	114	68,5
11006663	84101235	12 x 0,5	8,2	130	78,9
11006629	12586100	15 x 0,5	9,0	161	95,6
11006667	84110710	16 x 0,5	9,0	161	100,4
34634	12586041	2 x 0,75	5,1	48	23,0
35314	12586042	3 x 0,75	5,4	58	32,0
11006680	84122834	3 G 0,75	5,4	58	32,0
34635	12586043	4 x 0,75	5,9	69	40,0
11006616	12586044	6 x 0,75	6,8	95	57,1
11006617	12586045	8 x 0,75	7,4	121	77,1
11006682	84134205	12 x 0,75	9,2	174	109,8
34629	12586046	2 x 1	5,4	55	28,0
34636	12586047	3 x 1	5,8	67	38,8
34637	12586048	4 x 1	6,3	82	50,9
11006678	84116923	5 x 1	6,9	99	65,8
34640	12586049	6 x 1	7,3	112	75,9

Part no.	Part no. H&S	No. cores x cross-sec. mm <sup>2</sup>	Outer Ø app. mm	Weight app. kg / km	Copper weight kg / km
34642	12586050	8 x 1	8,3	149	97,7
11006657	84094674	10 x 1	9,5	189	128,1
11006687	85025439	21 x 1	13,5	310	278,0
34630	12586051	2 x 1,5	6,4	76	40,0
11006618	12586052	3 x 1,5	6,7	92	54,0
34638	12586053	4 x 1,5	7,3	113	74,9
11006683	84135186	4 G 1,5	7,3	113	74,9
34641	12586054	6 x 1,5	8,9	168	109,4
11006619	12586055	8 x 1,5	9,8	210	147,4
34631	12586056	2 x 2,5	7,9	117	66,1
11006620	12586057	3 x 2,5	8,2	144	92,5
34639	12586058	4 x 2,5	9,3	181	119,3
34772	84115627	5 x 2,5	10,2	226	152,8
11006658	84094675	6 x 2,5	10,9	255	176,1
11006665	84106024	2 x 2 x 0,5	7,6	87	36,6
34750	84106035	3 x 2 x 0,5	8,2	107	49,4
11006679	84118200	4 x 2 x 0,5	9,0	126	55,4
11006688	85026844	6 x 2 x 0,5	10,7	183	86,3
11006684	85003521	2 x 2 x 0,75	8,3	112	49,5
11006686	85010158	3 x 2 x 0,75	9,0	135	65,5
11006689	85075376	6 x 2 x 0,75	12,3	253	126,7

Dimensions and specifications may be changed without prior notice.

# RADOX® EN 50306-4 5E 300V MM S

halogen-free, electron beam cross-linked control cable, multi-pair, screened



## Technical data

- compliant with the requirements acc. to EN 50306-4
- **Temperature range**  
flexible -40°C to +120°C  
fixed -40°C to +120°C
- **Nominal voltage**  
U<sub>0</sub>/U 300/500 V
- **Test voltage**  
2000 V AC / 4800 V DC
- **Minimum bending radius**  
flexible  
≤ 12 mm 4x Outer-Ø  
> 12 mm 5x Outer-Ø  
fixed  
≤ 12 mm 3x Outer-Ø  
> 12 mm 4x Outer-Ø

## Cable structure

- Copper wire tinned, acc. to EN 50306-2
- Core insulation: RADOX® EI 306
- Core identification: (pair) white cores with labeling in black digits (1/2)
- EMC-Screen: braided screen of tinned copper wires
- Protective cover: RADOX® S2
- Wrapping: plastic belt
- Outer sheath: RADOX® S2
- Outer sheath colour: black

## Properties

- halogen-free and flame-retardant
- very good resistance to: oil, fuel, ozone and weather influences
- cold flexible
- heat resistant
- electron beam cross-linked RADOX® insulation does not melt or flow
- compliant with the essential fire protection standards

## Tests

- DIN 5510-2 fire protection level 1, 2, 3, 4
- EN 45545-2 HL1 - HL3
- NF F16-101 classification, category C/F0, int. A1, A2, B/ext. A1, A2, B

## Note

- please find further technical information in the H&S product data sheet
- other dimensions and colours on request
- **RADOX® EN 50306-4 7E 300V MM S**, on request

## Application

- The cables are intended for fixed installation in rail vehicles or for installation where limited alternating bending stress occurs during operation. Type of installation: mechanically unprotected.
- Specifications concerning the selection and installation of cables are described in the standards EN 50355 and EN 50343.

Part no.	Part no. H&S	No. cores x cross-sec. mm <sup>2</sup>	Outer Ø app. mm	Weight app. kg / km	Copper weight kg / km	Part no.	Part no. H&S	No. cores x cross-sec. mm <sup>2</sup>	Outer Ø app. mm	Weight app. kg / km	Copper weight kg / km
11006647	12586124	2 x 2 x 0,5	10,5	138	34,9	11006652	12586133	3 x 2 x 1	12,7	216	87,2
11006648	12586125	3 x 2 x 0,5	11,2	170	52,5	11006653	12586135	7 x 2 x 1	16,2	395	200,0
11006649	12586126	4 x 2 x 0,5	12,3	197	69,8	11006654	12586136	2 x 2 x 1,5	13,7	255	79,8
11006650	12586128	2 x 2 x 0,75	11,3	184	47,4	11006655	12586137	3 x 2 x 1,5	14,4	288	119,3
11006651	12586130	4 x 2 x 0,75	13,6	266	94,8						

Dimensions and specifications may be changed without prior notice.

# RADOX® EN 50306-4 5P 300V MM S

halogen-free, electron beam cross-linked control cable, multi-pair, screened



## Technical data

- compliant with the requirements acc. to EN 50306-4
- **Temperature range**  
flexible -40°C to +120°C  
fixed -40°C to +120°C
- **Nominal voltage**  
U<sub>0</sub>/U 300/500 V
- **Test voltage**  
2000 V AC / 4800 V DC
- **Minimum bending radius**  
flexible  
≤ 12 mm 4x Outer-Ø  
> 12 mm 5x Outer-Ø  
fixed  
≤ 12 mm 3x Outer-Ø  
> 12 mm 4x Outer-Ø

## Cable structure

- Copper wire tinned, acc. to EN 50306-2
- Core insulation: RADOX® EI 306
- Core identification: (pair) white cores with labeling in black digits (1/2)
- EMC-Screen: braided screen of tinned copper wires
- Protective cover: RADOX® S2
- Wrapping: plastic belt
- Outer sheath: RADOX® EM 104
- Outer sheath colour: black

## Properties

- halogen-free and flame-retardant
- very good resistance to: oil, fuel, ozone and weather influences
- cold flexible
- heat resistant
- electron beam cross-linked RADOX® insulation does not melt or flow
- compliant with the essential fire protection standards

## Tests

- DIN 5510-2 fire protection level 1, 2, 3, 4
- EN 45545-2 HL1 - HL3
- NF F16-101 classification, category C/F0, int. A1, A2, B/ext. A1, A2, B

## Note

- please find further technical information in the H&S product data sheet
- other dimensions and colours on request
- **RADOX® EN 50306-4 7P 300V MM S**, on request

## Application

- The cables are intended for fixed installation in rail vehicles or for installation where limited alternating bending stress occurs during operation. Type of installation: mechanically protected.
- Specifications concerning the selection and installation of cables are described in the standards EN 50355 and EN 50343.

Part no.	Part no. H&S	No. cores x cross-sec. mm <sup>2</sup>	Outer Ø app. mm	Weight app. kg / km	Copper weight kg / km	Part no.	Part no. H&S	No. cores x cross-sec. mm <sup>2</sup>	Outer Ø app. mm	Weight app. kg / km	Copper weight kg / km
11006621	12586059	2 x 2 x 0,5	9,7	117	34,9	11006625	12586063	2 x 2 x 0,75	10,5	132	47,4
11006622	12586060	3 x 2 x 0,5	10,3	124	52,4	11006626	12586067	2 x 2 x 1	11,1	148	57,9
11006623	12586061	4 x 2 x 0,5	11,4	175	69,8	11006685	85009591	5 x 2 x 1	15,2	238	299,0
11006656	84088693	5 x 2 x 0,5	12,8	227	85,0	11006627	12586071	2 x 2 x 1,5	12,7	205	79,5
11006624	12586062	7 x 2 x 0,5	13,7	258	122,2	11006628	12586073	4 x 2 x 1,5	15,0	312	159,0

Dimensions and specifications may be changed without prior notice.





RADOX® TENUIS-TW 600V M is smaller, lighter and more flexible than conventional products on the market and fulfils the requirements of the most important European safety standards in the railway sector. The flexibility is reflected above all in the very good processability. Special tools are not necessary. In general, the processing and assembly effort is significantly reduced.

Excellent resistance to high and low temperatures, resistant to oils, acids, alkalis, ozone and generally to weathering and difficult environmental conditions.



# RADOX® TENUIS-TW Series (600/1000V)

## Overview

## Page

RADOX® TENUIS-TW 600V M single core cable	30
RADOX® TENUIS-TW 600V MM multi-core cable, unscreened	31
RADOX® TENUIS-TW 600V MM S multi-core cable, screened	32





# RADOX® TENUIS-TW 600V M

halogen-free, light single core cable



RADOX® TENIUS-TW 600V M 1x2,5 mm<sup>2</sup>

## Technical data

- compliant with the requirements acc. to EN 50306-2
- **Temperature range**  
flexible -50°C to +125°C  
fixed -50°C to +125°C
- **Nominal voltage**  
U<sub>0</sub>/U 600/1000 V
- **Test voltage**  
3500 V AC / 8400 V DC
- **Minimum bending radius**  
flexible 4x Outer-Ø  
fixed 3x Outer-Ø

## Cable structure

- Copper wire tinned, finely stranded acc. to EN 50306-2
- Core insulation: RADOX® EI 303
- Core identification: see table

## Properties

- halogen-free and flame-retardant
- resistance to: oil, fuel, ozone and weather influences
- cold flexible
- heat resistant
- electron beam cross-linked RADOX® insulation does not melt or flow
- compliant with the essential fire protection standards

## Tests

- EN 45545-2 HL1 - HL3
- NFPA 130
- GOST 31565

## Note

- please find further technical information in the H&S product data sheet
- other dimensions and colours on request

## Application

- The cores are intended for fixed installation in rail vehicles or for installation where limited alternating bending stress occurs during operation.
- Specifications concerning the selection and installation of cables are described in the standards EN 50355 and EN 50343.
- The core cable is used as a sub-component in cables according to EN 50264-3-2.

Part no.	Part no. H&S	No. cores x cross-sec. mm <sup>2</sup>	Outer Ø app. mm	Weight app. kg / km	Copper weight kg / km	Part no.	Part no. H&S	No. cores x cross-sec. mm <sup>2</sup>	Outer Ø app. mm	Weight app. kg / km	Copper weight kg / km
11005941	85082261	1 x 0,14 WH	1,0	2	1,3	11005916	12581121	1 x 1 GY	1,8	10	9,6
11005927	85021029	1 x 0,25 WH	1,2	3	2,4	11005917	12581126	1 x 1 YE	1,8	10	9,6
11005933	85027590	1 x 0,34 WH	1,3	4	3,3	11005921	12581146	1 x 1 GN	1,8	10	9,6
11005911	12564379	1 x 0,5 WH	1,4	6	4,8	11005922	12581359	1 x 1 OG	1,8	10	9,6
11005942	85087154	1 G 0,5 GN-YE	1,4	6	4,8	11005923	12581360	1 x 1 VT	1,8	10	9,6
11005928	85026405	1 x 0,5 BK	1,4	6	4,8	11005924	12581361	1 x 1 PK	1,8	10	9,6
11005934	85067272	1 x 0,5 BN	1,4	6	4,8	34560	12564381	1 x 1,5 WH	2,2	16	14,4
11005935	85067273	1 x 0,5 BU	1,4	6	4,8	35244	12581112	1 G 1,5 GN-YE	2,2	16	14,4
11005936	85067274	1 x 0,5 RD	1,4	6	4,8	11005930	85026407	1 x 1,5 BK	2,2	16	14,4
11005937	85067275	1 x 0,5 GY	1,4	6	4,8	34561	12564382	1 x 2,5 WH	2,8	26	24,0
11005912	12566838	1 x 0,75 WH	1,6	8	7,2	11005914	12581113	1 G 2,5 GN-YE	2,8	26	24,0
11005929	85026406	1 x 0,75 BK	1,6	8	7,2	11005931	85026408	1 x 2,5 BK	2,8	26	24,0
35154	12561500	1 x 1 WH	1,8	10	9,6	11005938	85068296	1 x 2,5 BN	2,8	26	24,0
11005913	12581111	1 G 1 GN-YE	1,8	10	9,6	11005940	85068298	1 x 2,5 BU	2,8	26	24,0
11005915	12581116	1 x 1 BK	1,8	10	9,6	11005939	85068297	1 x 2,5 GN	2,8	26	24,0
11005920	12581141	1 x 1 BN	1,8	10	9,6	11005925	12581455	1 x 4 WH	3,4	40	38,4
11005918	12581131	1 x 1 BU	1,8	10	9,6	11005926	12581487	1 G 4 GN-YE	3,4	40	38,4
11005919	12581136	1 x 1 RD	1,8	10	9,6	11005932	85026409	1 x 4 BK	3,4	40	38,4

Dimensions and specifications may be changed without prior notice.



# RADOX® TENUIS-TW 600V MM

halogen-free, light control and power cable



RADOX® TENUIS-TW 600V MM 4G2,5 mm<sup>2</sup>

## Technical data

- compliant with the requirements acc. to EN 50306
- Temperature range**  
flexible -50°C to +120°C  
fixed -50°C to +125°C
- Nominal voltage**  
U<sub>0</sub>/U 600/1000 V
- Test voltage**  
3500 V
- Minimum bending radius**  
flexible  
≤ 12 mm 4x Outer-Ø  
> 12 mm 5x Outer-Ø  
fixed  
≤ 12 mm 3x Outer-Ø  
> 12 mm 4x Outer-Ø

## Cable structure

- Copper wire tinned, finely stranded acc. to EN 50306-2
- Core insulation: RADOX® EI 303
- Core identification: white cores with consecutive labeling in black digits
- Filler (optional): RADOX® 125 REC
- Wrapping: plastic belt
- Outer sheath: RADOX® EM 104 acc. to EN 50264-1
- Outer sheath colour: black

## Note

- G = with protective conductor GN-YE
- V = coloured cores
- please find further technical information in the H&S product data sheet
- other dimensions and colours on request

## Properties

- halogen-free and flame-retardant
- very good resistance to: oil, fuel, ozone and weather influences
- cold flexible
- heat resistant
- electron beam cross-linked RADOX® insulation does not melt or flow
- compliant with the essential fire protection standards

## Tests

- EN 45545-2 HL1 - HL3
- NFPA 130
- GOST 31565

## Application

- The cables are intended for fixed installation in rail vehicles or for installation where limited alternating bending stress occurs during operation.
- Specifications concerning the selection and installation of cables are described in the standards EN 50355 and EN 50343.

Part no.	Part no. H&S	No.cores x cross-sec. mm <sup>2</sup>	Outer Ø app. mm	Weight app. kg / km	Copper weight kg / km
11005968	12584136	2 V 0,5	4,4	30	9,6
35205	12568036	2 x 0,5	4,4	30	9,6
11005969	12584137	3 V 0,5	4,6	35	14,4
11005945	12568037	3 x 0,5	4,6	35	14,4
11005970	12584138	4 V 0,5	5,0	42	19,2
34771	12568038	4 x 0,5	5,0	43	19,2
11005982	12585752	5 V 0,5	5,5	53	24,0
11005943	12566304	5 x 0,5	5,5	53	24,0
11005991	84118473	6 V 0,5	6,0	64	28,8
34588	12568039	6 x 0,5	6,0	63	28,8
11005959	12583000	9 x 0,5	7,3	90	43,2
11005998	85073536	10 x 0,5	7,3	96	48,0
11005983	12585961	12 x 0,5	7,6	107	57,6
11005962	12583667	15 x 0,5	8,6	135	72,0
11005987	84096896	16 x 0,5	8,6	139	76,8
11005960	12583001	25 x 0,5	10,5	209	120,0
11005946	12568040	2 x 2 x 0,5	6,8	63	19,2
11005947	12568041	4 x 2 x 0,5	8,5	103	38,4
11005988	84097766	6 x 2 x 0,5	10,2	149	57,6
11005972	12584344	6 x 3 x 0,5	14,6	350	137,4
35255	12568047	2 x 0,75	4,7	38	14,4
11005965	12583990	3 G 0,75	5,1	48	21,6
35159	12568048	3 x 0,75	5,1	48	21,6
11005966	12583992	4 G 0,75	5,6	59	28,8
34936	12568049	4 x 0,75	5,6	58	28,8
11005948	12568050	6 x 0,75	6,7	87	43,2
11005971	12584272	8 x 0,75	7,8	115	57,6
11005979	12585274	10 x 0,75	8,1	128	72,0
11005990	84111116	12 x 0,75	8,4	137	86,4
11005989	84097783	4 x 2 x 0,75	9,5	139	57,6
11005986	84090409	2 V 1	5,1	45	19,2
34562	12568052	2 x 1	5,1	45	19,2
35253	12568053	3 x 1	5,4	56	28,8
34565	12568054	4 x 1	5,8	66	38,4
11005997	85072779	5 x 1	6,7	86	48,0
11005949	12568055	6 x 1	7,3	104	57,6
11005981	12585459	7 x 1	8,0	124	67,2
11005992	84121018	8 x 1	8,3	138	76,8
34567	12581348	10 x 1	8,7	155	96,0
35207	12584271	12 x 1	9,1	177	115,2

Part no.	Part no. H&S	No.cores x cross-sec. mm <sup>2</sup>	Outer Ø app. mm	Weight app. kg / km	Copper weight kg / km
11005976	12584654	16 x 1	10,4	235	153,6
11005984	12585980	19 x 1	11,6	284	182,4
35208	12581349	25 x 1	12,8	35	240,0
11005961	12583421	2 x 2 x 1	8,0	96	38,4
34563	12568098	2 x 1,5	6,0	63	28,8
35250	12582026	3 G 1,5	6,3	77	43,2
35209	12568099	3 x 1,5	6,3	77	43,2
34566	12583172	4 G 1,5	6,9	95	57,6
35210	12568100	4 x 1,5	6,9	96	57,6
11005953	12582027	5 G 1,5	7,8	122	72,0
11005952	12581350	5 x 1,5	7,8	122	72,0
11005954	12582028	6 x 1,5	8,5	144	86,4
11005955	12582029	7 G 1,5	9,1	168	100,8
11005963	12583724	7 x 1,5	9,1	168	100,8
11005956	12582030	8 x 1,5	10,3	205	115,2
11005975	12584489	9 G 1,5	10,6	211	129,6
11005957	12582031	10 x 1,5	10,6	221	144,0
35211	12583725	12 x 1,5	11,1	25	172,8
11005964	12583726	16 x 1,5	12,6	339	230,4
11005995	85063742	18 x 1,5	13,4	382	259,2
11005958	12582033	25 G 1,5	15,5	509	360,0
35212	84103977	25 x 1,5	15,5	51	360,0
11005985	12586298	30 x 1,5	16,7	606	432,0
11005994	85063739	50 x 1,5	21,5	99	720,0
35213	12568101	2 x 2,5	7,3	98	48,0
35256	12582035	3 G 2,5	7,8	122	72,0
35252	12582034	3 x 2,5	7,8	123	72,0
34564	12583173	4 G 2,5	8,7	156	96,0
11005944	12566306	4 x 2,5	8,7	155	96,0
11005977	12585007	5 G 2,5	9,4	187	120,0
11005950	12581346	5 x 2,5	9,4	187	120,0
11005951	12581347	6 x 2,5	10,6	232	144,0
11005967	12583995	7 G 2,5	11,5	273	168,0
11005993	85002904	16 x 2,5	15,8	54	384,0
11005996	85063743	18 x 2,5	16,8	616	432,0
11005978	12585070	20 x 2,5	17,6	681	480,0
11005973	12584363	30 x 2,5	20,9	975	720,0
11005974	12584406	36 x 2,5	22,5	1158	864,0
11005980	12585458	4 x 4	10,2	236	153,6
11005999	85084353	10 x 4	16,0	552	384,0

Dimensions and specifications may be changed without prior notice.

# RADOX® TENUIS-TW 600V MM S

halogen-free, light control and power cable, screened



RADOX® TENUIS-TW 600V MM S 4x0,75 mm<sup>2</sup>

## Technical data

- compliant with the requirements acc. to EN 50306
- **Temperature range**  
flexible -50°C to +125°C  
fixed -50°C to +125°C
- **Nominal voltage**  
U<sub>0</sub>/U 600/1000 V
- **Test voltage**  
3500 V
- **Minimum bending radius**  
flexible  
≤ 12 mm 4x Outer-Ø  
> 12 mm 5x Outer-Ø  
fixed  
≤ 12 mm 3x Outer-Ø  
> 12 mm 4x Outer-Ø

## Cable structure

- Copper wire tinned, acc. to EN 50306- 2
- Core insulation: RADOX® EI 303
- Core identification: white cores with consecutive labeling in black digits
- Filler (optional): RADOX® 125 REC
- Wrapping: plastic belt
- EMC-Screen: braided screen of tinned copper wires
- Wrapping: plastic belt
- Outer sheath: RADOX® EM 104 acc. to EN 50264-1
- Outer sheath colour: black

## Properties

- halogen-free and flame-retardant
- very good resistance to: oil, fuel, ozone and weather influences
- cold flexible
- heat resistant
- electron beam cross-linked RADOX® insulation does not melt or flow
- compliant with the essential fire protection standards

## Tests

- EN 45545-2 HL1 - HL3
- NFPA 130
- GOST 31565

## Note

- G = with protective conductor GN-YE
- V = coloured cores
- please find further technical information in the H&S product data sheet
- other dimensions and colours on request

## Application

- The cables are intended for fixed installation in rail vehicles or for installation where limited alternating bending stress occurs during operation.
- Specifications concerning the selection and installation of cables are described in the standards EN 50355 and EN 50343.

Part no.	Part no. H&S	No. cores x cross-sec. mm <sup>2</sup>	Outer Ø app. mm	Weight app. kg / km	Copper weight kg / km
11006064	85070661	10 x 2 x 0,25	11,1	174	85,5
11006062	85070508	2 x 0,34	4,7	37	7,2
11006057	85024293	3 x 0,34	4,9	41	17,3
11006063	85070510	4 x 0,34	5,2	49	21,3
11006065	85073629	24 x 0,34	10,5	205	107,1
34569	12568117	2 x 0,5	4,8	39	17,0
34579	12568118	3 x 0,5	5,3	51	24,1
11006033	12584097	4 V 0,5	5,4	55	30,0
34581	12568119	4 x 0,5	5,4	54	29,0
11006043	84092080	5 V 0,5	6,2	73	38,2
11006003	12581351	5 x 0,5	6,2	72	44,0
11006000	12568120	6 x 0,5	6,5	82	46,6
35149	12583138	7 x 0,5	7,2	97	51,4
35140	12581352	8 x 0,5	7,5	109	57,9
11006006	12581450	9 x 0,5	7,9	114	63,7
11006045	84112800	10 x 0,5	7,9	119	68,5
35150	12581353	12 x 0,5	8,1	130	91,0
35147	12582036	15 x 0,5	9,0	160	96,0
11006024	12583727	16 x 0,5	9,1	164	100,7
11006048	84123311	20 x 0,5	10,6	222	133,8
11006050	84141106	24 x 0,5	11,3	249	153,0
11006009	12582037	25 x 0,5	11,3	254	153,0
11006010	12582038	36 x 0,5	13,3	367	235,8
11006011	12582040	2 x (2 x 0,5)	11,8	225	89,8
35142	12568121	2 x 2 x 0,5	7,2	81	36,5
35146	12581451	3 x 2 x 0,5	8,1	104	48,8
11006001	12568122	4 x 2 x 0,5	9,3	127	55,4
34586	12582041	5 x 2 x 0,5	10,3	170	79,0
35148	12582042	6 x 2 x 0,5	11,1	194	86,3
11006025	12583728	8 x 2 x 0,5	13,5	293	140,4
11006044	84104571	10 x 2 x 0,5	13,7	290	159,5
35141	12581358	12 x 2 x 0,5	13,0	283	178,5

Part no.	Part no. H&S	No. cores x cross-sec. mm <sup>2</sup>	Outer Ø app. mm	Weight app. kg / km	Copper weight kg / km
11006035	12584133	2 V 0,75	5,3	51	26,0
34570	12568514	2 x 0,75	5,0	46	23,0
11006030	12583993	3 G 0,75	5,4	57	31,3
34580	12568515	3 x 0,75	5,4	57	36,0
11006031	12583994	4 G 0,75	6,0	73	48,4
34582	12568516	4 x 0,75	6,0	71	40,0
11006061	85063744	5 x 0,75	6,7	91	52,1
11006002	12568517	6 x 0,75	7,2	106	59,0
11006008	12581578	7 x 0,75	8,0	127	70,5
11006012	12582045	8 x 0,75	8,4	141	79,9
11006013	12582046	10 x 0,75	8,7	155	96,0
34568	12581354	12 x 0,75	9,0	172	110,0
35251	12584333	14 x 0,75	9,8	206	133,0
11006014	12582047	16 x 0,75	10,5	236	148,0
11006053	85001068	18 G 0,75	11,0	260	166,7
11006015	12582049	24 x 0,75	12,8	355	235,9
11006060	85063741	25 x 0,75	12,8	355	236,9
11006046	84122437	30 x 0,75	13,7	414	279,5
11006047	84122439	37 x 0,75	15,7	517	337,8
34574	12582050	2 x 2 x 0,75	8,2	107	49,7
35270	12581579	3 x 2 x 0,75	9,0	129	65,4
11006037	12584787	4 x 2 x 0,75	10,5	182	91,0
11006052	84147685	4 x 3 x 0,75	11,3	220	120,1
11006039	12585078	8 x 2 x 0,75	15,2	361	165,5
11006066	85076847	10 x 2 x 0,75	15,5	372	216,2
11006067	85084909	12 x 2 x 0,75	15,7	406	243,6
34571	12568162	2 x 1	5,6	57	28,0
35229	12568163	3 x 1	6,0	70	38,8
34583	12568164	4 x 1	6,5	85	50,9
11006026	12583729	5 x 1	7,0	105	65,8
35204	12568165	6 x 1	7,8	128	71,0
11006032	12583999	7 x 1	8,5	149	90,2

Continuation ►

# RADOX® TENUIS-TW 600V MM S

halogen-free, light control and power cable, screened



Part no.	Part no. H&S	No.cores x cross-sec. mm <sup>2</sup>	Outer Ø app. mm	Weight app. kg / km	Copper weight kg / km	Part no.	Part no. H&S	No.cores x cross-sec. mm <sup>2</sup>	Outer Ø app. mm	Weight app. kg / km	Copper weight kg / km
11006005	12581449	8 x 1	8,9	165	103,5	11006056	85021166	7 G 1,5	10,0	211	133,3
11006004	12581355	12 x 1	9,9	216	156,0	11006059	85031963	7 x 1,5	10,0	209	133,3
11006038	12584811	16 x 1	11,2	279	191,1	11006041	12586408	8 x 1,5	11,0	247	152,3
11006051	84143022	20 x 1	12,7	362	248,0	11006023	12583544	10 x 1,5	11,4	271	210,6
11006058	85027258	25 x 1	14,1	429	303,6	11006017	12582054	12 x 1,5	12,1	322	227,5
11006049	84129985	37 x 1	16,7	623	438,1	11006018	12582055	16 x 1,5	13,6	411	290,6
34575	12581357	2 x 2 x 1	8,8	126	61,6	11006019	12582056	18 x 1,5	14,4	464	331,4
11006022	12583002	3 x 4 x 1	12,4	287	170,0	11006055	85020967	64 x 1,5	25,5	1463	1091,3
11006034	12584118	4 x 4 x 1 UIC	14,2	362	217,4	34576	84105087	2 x 2 x 1,5	10,6	177	86,3
34587	12584697	5 x 2 x 1	12,7	278	163,1	11006054	85004430	12 x 2 x 1,5	20,6	705	452,4
11006036	12584412	6 x 2 x 1	14,0	334	190,5	34573	12568175	2 x 2,5	7,8	120	67,0
11006040	12585378	8 x 2 x 1	16,7	467	236,4	11006028	12583736	3 G 2,5	8,2	144	88,5
34572	12568172	2 x 1,5	6,5	78	39,9	11006021	12582658	3 x 2,5	8,2	142	88,5
34578	12583730	3 G 1,5	6,8	96	59,2	34584	12582058	4 x 2,5	9,1	177	119,3
35143	12568173	3 x 1,5	6,8	96	59,2	34585	12584926	5 x 2,5	10,3	230	153,3
11006027	12583731	4 G 1,5	7,4	116	75,5	11006020	12582059	6 x 2,5	11,4	277	178,0
35161	12568174	4 x 1,5	7,4	116	69,0	11006042	84091733	10 x 2,5	14,2	434	304,0
11006016	12582053	5 x 1,5	8,3	145	86,0	34577	12583449	2 x 2 x 2,5	13,2	297	157,3
11006007	12581465	6 x 1,5	9,0	171	120,0	11006029	12583873	2 x 4	8,9	163	102,3

Dimensions and specifications may be changed without prior notice.



**Halogen-Free, Compact and Lightweight Double Insulated Single Core Cable for Rail Vehicles**

RADOX® GKW-LW 600V M is suitable as compact system wiring in modern rolling stock thanks to its design.

RADOX® GKW-LW 600V M is typically used as a signal and control cable.



# RADOX® GKW-LW Series (600/1000V)

## Overview

## Page

RADOX® GKW-LW 600V MM multi-core cable, unscreened

36

RADOX® GKW-LW 600V MM S multi-core cable, screened

37



# RADOX® GKW-LW 600V MM

halogen-free, compact and lightweight control cable



RADOX® GKW-LW 600V MM 4x1,5 mm<sup>2</sup>

## Technical data

- core with reduced insulation wall thickness
- compact and weight-optimised / small bending radii
- **Temperature range**  
flexible -50°C to +120°C  
fixed -50°C to +120°C
- **Nominal voltage**  
U<sub>0</sub>/U 600/1000 V
- **Test voltage**  
3500 V
- **Minimum bending radius**  
flexible  
≤ 12 mm 4x Outer-Ø  
> 12 mm 5x Outer-Ø  
fixed  
≤ 12 mm 3x Outer-Ø  
> 12 mm 4x Outer-Ø

## Cable structure

- Copper wire tinned, finely stranded acc. to EN 50306-2
- Core insulation: RADOX® TI 301
- Core identification: white cores with consecutive labeling in black digits
- Filler (optional): RADOX® 125 REC
- Wrapping: plastic belt
- Outer sheath: RADOX® EM 104 acc. to EN 50264-1
- Outer sheath colour: black

## Notes

- G = with protective conductor GN-YE
- please find further technical information in the H&S product data sheet
- other dimensions and colours on request

## Properties

- halogen-free and flame-retardant
- very good resistance to: oil, fuel, ozone and weather influences
- cold flexible
- heat resistant
- electron beam cross-linked RADOX® insulation does not melt or flow
- compliant with the essential fire protection standards

## Tests

- BS 6853, GM/RT 2130
- DIN 5510-2 fire protection level 1, 2, 3, 4
- EN 45545-2 HL1 - HL3
- NFPA 130
- NF F16-101
- UNI CEI 11170

## Application

- The cables are intended for fixed installation in rail vehicles or for installation where limited alternating bending stress occurs during operation.
- Specifications concerning the selection and installation of cables are described in the standards EN 50355 and EN 50343.

Part no.	Part no. H&S	No. cores x cross-sec. mm <sup>2</sup>	Outer Ø app. mm	Weight app. kg / km	Copper weight kg / km	Part no.	Part no. H&S	No. cores x cross-sec. mm <sup>2</sup>	Outer Ø app. mm	Weight app. kg / km	Copper weight kg / km
11006233	12556756	2 x 0,5	4,0	26	9,6	11006253	12556783	12 x 1	8,6	158	115,2
11006234	12556757	3 x 0,5	4,2	30	14,4	11006254	12556784	16 x 1	9,6	205	153,6
11006235	12556758	4 x 0,5	4,5	36	19,2	11006231	12556476	20 x 1	11,2	266	192,0
11006236	12556759	5 x 0,5	5,0	45	24,0	11006266	12556817	36 x 1	14,0	441	345,6
11006237	12556760	6 x 0,5	5,4	52	28,8	34504	12556786	2 x 1,5	5,4	57	28,8
11006238	12556761	7 x 0,5	5,8	61	33,6	34505	12555404	3 x 1,5	5,8	71	43,2
11006270	12561299	9 x 0,5	6,7	75	43,2	35217	12559973	3 G 1,5	5,8	71	43,2
11006239	12556762	10 x 0,5	6,7	79	48,0	11006278	12562759	4 G 1,5	6,5	91	57,6
11006240	12556763	12 x 0,5	6,9	89	57,6	35215	12556787	4 x 1,5	6,5	91	57,6
11006271	12561300	15 x 0,5	7,8	114	72,0	11006268	12559974	5 G 1,5	7,2	112	72,0
11006241	12556764	16 x 0,5	7,8	118	76,8	34509	12555405	5 x 1,5	7,2	112	72,0
11006242	12556766	24 x 0,5	9,5	168	115,2	11006281	12563990	6 G 1,5	7,9	136	86,4
11006272	12561301	25 x 0,5	9,5	171	120,0	11006255	12556788	6 x 1,5	7,9	136	86,4
11006265	12556811	36 x 0,5	11,2	247	172,8	11006277	12562572	14 x 1,5	11,1	284	201,6
11006243	12556767	2 x 0,75	4,4	33	14,4	35230	12556792	16 x 1,5	11,7	317	230,4
11006244	12556768	3 x 0,75	4,6	40	21,6	11006257	12556793	18 x 1,5	12,5	360	259,2
34506	12562758	3 G 0,75	4,6	40	21,6	35237	12556818	24 x 1,5	14,5	467	345,6
34506	12556769	4 x 0,75	5,0	50	28,8	11006282	12564477	25 G 1,5	14,6	482	360,0
11006245	12556770	5 x 0,75	5,7	62	36,0	11006267	12556820	30 x 1,5	15,7	5569	432,0
35247	12556771	6 x 0,75	6,0	71	43,2	11006289	12568635	36 G 1,5	17,1	690	518,4
11006246	12556772	7 x 0,75	6,8	88	50,4	11006228	12555408	36 x 1,5	17,1	690	518,4
11006290	12581701	9 x 0,75	7,7	106	64,8	11006284	12565315	50 x 1,5	20,1	936	720,0
11006291	12581833	9 G 0,75	7,7	106	64,8	35233	12556794	2 x 2,5	6,6	84	48,0
11006247	12556773	10 x 0,75	7,7	128	72,0	11006283	12564478	3 G 2,5	7,0	105	72,0
11006232	12556673	12 x 0,75	7,9	128	86,4	11006279	12562760	4 G 2,5	7,9	135	96,0
11006273	12561830	14 x 0,75	8,4	147	100,8	11006258	12556795	4 x 2,5	7,9	135	96,0
11006248	12556774	16 x 0,75	9,0	168	115,2	11006287	12567459	5 G 2,5	8,8	167	120,0
11006249	12556775	18 x 0,75	9,4	187	129,6	11006259	12556797	6 x 2,5	9,6	198	144,0
11006274	12561831	20 x 0,75	10,2	212	144,0	11006286	12566649	7 G 2,5	10,5	237	168,0
11006250	12556776	24 x 0,75	11,1	246	172,8	11006260	12556798	7 x 2,5	10,5	237	168,0
34502	12556777	2 x 1	4,7	40	19,2	11006261	12556800	10 x 2,5	12,3	310	240,0
34503	12556778	3 x 1	5,0	49	28,8	11006262	12556801	16 x 2,5	14,5	476	384,0
34507	12556779	4 x 1	5,5	60	38,4	11006263	12556802	18 x 2,5	15,4	539	432,0
11006251	12556780	5 x 1	6,0	74	48,0	11006275	12562080	20 x 2,5	16,2	595	480,0
11006280	12563051	5 G 1	6,0	74	48,0	11006288	12568634	25 G 2,5	18,2	724	600,0
11006252	12556781	6 x 1	6,6	89	57,6	11006264	12556803	25 x 2,5	18,2	724	600,0
11006230	12556475	7 x 1	7,3	106	67,2	11006276	12562081	35 x 2,5	21,1	1010	840,0

Dimensions and specifications may be changed without prior notice.

# RADOX® GKW-LW 600V MM S

halogen-free, compact and lightweight control cable, screened



## Technical data

- core with reduced insulation wall thickness
- compact and weight-optimised / small bending radii
- **Temperature range**  
flexible -50°C to +120°C  
fixed -50°C to +120°C
- **Nominal voltage**  
U<sub>0</sub>/U 600/1000 V
- **Test voltage**  
3500 V
- **Minimum bending radius**  
flexible  
≤ 12 mm 4x Outer-Ø  
> 12 mm 5x Outer-Ø  
fixed  
≤ 12 mm 3x Outer-Ø  
> 12 mm 4x Outer-Ø

## Cable structure

- Copper wire tinned, finely stranded acc. to EN 50306-2
- Core insulation: RADOX® TI 301
- Core identification: white cores with consecutive labeling in black digits
- Filler (optional): RADOX® 125 REC
- Wrapping (optional): plastic belt
- EMC-Screen: braided screen of tinned copper wires
- Wrapping: plastic belt
- Outer sheath: RADOX® EM 104 acc. to EN 50264-1
- Outer sheath colour: black

Individual screen: cores / pairs / triads

- EMC-Screen: braided screen of tinned copper
- Inner sheath: RADOX® S2
- Inner sheath colour: black with consecutive labeling in yellow digits

## Properties

- halogen-free and flame-retardant
- very good resistance to: oil, fuel, ozone and weather influences
- cold flexible
- heat resistant
- electron beam cross-linked RADOX® insulation does not melt or flow
- compliant with the essential fire protection standards

## Tests

- BS 6853, GM/RT 2130
- DIN 5510-2 fire protection level 1, 2, 3, 4
- EN 45545-2 HL1 - HL3
- NFPA 130
- NF F16-101
- UNI CEI 11170

## Note

- G = with protective conductor GN-YE
- please find further technical information in the H&S product data sheet
- other dimensions and colours on request

## Application

- The cables are intended for fixed installation in rail vehicles or for installation where limited alternating bending stress occurs during operation.
- Specifications concerning the selection and installation of cables are described in the standards EN 50355 and EN 50343.

Part no.	Part no. H&S	No. cores x cross-sec. mm <sup>2</sup>	Outer Ø app. mm	Weight app. kg / km	Copper weight kg / km	Part no.	Part no. H&S	No. cores x cross-sec. mm <sup>2</sup>	Outer Ø app. mm	Weight app. kg / km	Copper weight kg / km
11006454	12566633	2 x 2 x 0,25	5,7	49	22,6	11006465	12581433	2 x 3 x 0,5	6,9	100	22,1
11006455	12566634	3 x 2 x 0,25	6,1	57	27,8	34535	12561834	3 x 2 x 0,5	6,9	77	27,4
11006466	12581506	4 x 2 x 0,25	7,0	95	37,0	34541	12555605	4 x 2 x 0,5	8,0	102	33,0
11006456	12566694	7 x 2 x 0,25	7,8	92	48,4	11006453	12566533	5 x 2 x 0,5	9,3	137	41,8
11006458	12567868	25 x 0,25	8,9	139	89,5	11006418	12557170	6 x 2 x 0,5	9,2	146	41,8
34522	12555592	2 x 0,5	4,3	32	15,9	34553	12555930	8 x 2 x 0,5	9,9	167	91,7
34531	12555593	3 x 0,5	4,5	38	22,1	34513	12555606	10 x 2 x 0,5	10,9	203	47,8
34537	12555594	4 x 0,5	4,8	45	27,4	11006446	12562825	12 x 2 x 0,5	12,1	252	65,3
34542	12555595	5 x 0,5	5,4	55	33,0	11006436	12560140	16 x 2 x 0,5	13,7	317	75,5
34544	12555596	6 x 0,5	5,9	68	41,8	11006439	12561619	20 x 2 x 0,5	16,8	42	70,4
34548	12555603	7 x 0,5	6,4	77	41,8	34523	12556629	2 x 0,75	4,8	42	113,7
34550	12561467	8 x 0,5	6,9	91	91,7	34532	12556636	3 x 0,75	5,0	50	125,8
34554	12558109	9 x 0,5	7,2	99	47,8	34538	12556630	4 x 0,75	5,5	61	155,7
34511	12555597	10 x 0,5	7,2	100	65,3	11006415	12556637	5 x 0,75	6,1	75	185,0
34514	12555598	12 x 0,5	7,6	115	75,5	34545	12556638	6 x 0,75	6,6	93	229,9
34517	12558110	15 x 0,5	8,5	141	70,4	35235	12556639	7 x 0,75	7,2	109	269,6
34519	12555600	16 x 0,5	8,5	128	99,1	34551	12556631	8 x 0,75	7,8	123	292,6
11006396	12555601	18 x 0,5	8,9	162	113,7	11006416	12556640	10 x 0,75	8,3	132	280,0
11006445	12562202	20 x 0,5	9,3	181	125,8	11006414	12556632	12 x 0,75	8,4	154	110,4
34521	12555602	25 x 0,5	10,3	219	155,7	35238	12556419	16 x 0,75	9,7	20	146,2
11006427	12559008	30 x 0,5	11,2	252	185,0	11006417	12556641	18 x 0,75	10,2	228	166,1
11006428	12559009	36 x 0,5	12,1	310	229,9	11006441	12561836	24 x 0,75	12,0	288	230,6
11006429	12559010	42 x 0,5	12,9	360	269,6	11006413	12556480	25 x 0,75	12,3	32	243,4
11006440	12561833	48 x 0,5	13,7	39	292,6	34528	12558422	2 x 2 x 0,75	7,8	95	43,6
11006430	12559011	50 x 0,5	14,3	417	280,0	34536	12558423	3 x 2 x 0,75	8,3	112	62,7
34527	12555604	2 x 2 x 0,5	6,4	65	15,9	11006463	12568688	4 x 2 x 0,75	9,4	142	81,7

Continuation ▶

# RADOX® GKW-LW 600V MM S

halogen-free, compact and lightweight control cable, screened



Part no.	Part no. H&S	No. cores x cross-sec. mm <sup>2</sup>	Outer Ø app. mm	Weight app. kg / km	Copper weight kg / km	Part no.	Part no. H&S	No. cores x cross-sec. mm <sup>2</sup>	Outer Ø app. mm	Weight app. kg / km	Copper weight kg / km
11006443	12562002	5 x 2 x 0,75	10,7	182	107,7	34525	12555888	2 x 1,5	5,8	68	38,9
11006448	12564824	6 x 2 x 0,75	11,9	228	140,6	35240	12559047	3 G 1,5	6,2	86	53,0
11006462	12568613	8 x 2 x 0,75	13,2	291	176,9	34533	12555889	3 x 1,5	6,2	82	54,5
11006437	12560882	5 x (2 x 0,75)	13,5	295	174,5	34540	12555890	4 x 1,5	6,7	106	70,6
11006444	12562003	3 x 3 x 0,75	9,0	142	88,0	11006467	12583997	5 G 1,5	7,8	137	92,5
11006449	12564825	5 x 4 x 0,75	13,5	325	207,0	11006408	12555891	5 x 1,5	7,8	136	92,5
34524	12555875	2 x 1	5,0	50	28,2	34547	12555892	6 x 1,5	8,3	158	109,2
34534	12555688	3 x 1	5,5	62	38,8	11006464	12568979	7 G 1,5	9,2	192	132,1
34539	12555877	4 x 1	5,8	73	49,5	34558	12555893	7 x 1,5	9,2	192	132,1
34543	12555878	5 x 1	6,7	95	60,5	11006457	12567260	8 x 1,5	10,3	229	147,7
34546	12555879	6 x 1	7,3	111	74,4	11006426	12558115	9 x 1,5	10,5	241	168,9
34549	12555880	7 x 1	7,9	129	91,1	11006409	12555894	10 x 1,5	10,5	265	184,2
34552	12556373	8 x 1	8,5	145	99,8	34516	12555895	12 x 1,5	11,0	282	208,8
34512	12555881	10 x 1	7,4	164	128,5	11006459	12568429	14 G 1,5	12,2	349	255,8
34515	12555882	12 x 1	9,2	184	147,2	11006410	12555896	16 x 1,5	12,6	392	296,4
11006403	12555883	16 x 1	10,5	243	193,6	11006411	12555897	18 x 1,5	13,2	428	324,0
11006404	12555884	18 x 1	11,2	269	209,6	11006460	12568430	25 G 1,5	15,6	564	430,4
11006405	12555885	25 x 1	12,9	369	309,1	11006412	12555898	25 x 1,5	15,6	564	430,4
11006431	12559012	27 x 1	13,4	470	322,1	11006452	12565317	48 x 1,5	20,7	1035	814,8
11006432	12559013	30 x 1	14,0	426	351,0	11006425	12558114	2 x 2 x 1,5	10,0	166	89,9
11006433	12559014	36 x 1	15,2	509	419,3	11006442	12561927	3 x 2 x 1,5	10,6	199	123,8
11006434	12559015	42 x 1	16,5	598	485,9	11006419	12557233	2 x 2,5	7,0	101	64,1
11006435	12559016	50 x 1	17,8	701	593,6	34733	12557234	4 x 2,5	8,6	167	124,4
34529	12558112	2 x 2 x 1	8,5	120	59,1	11006420	12557235	5 x 2,5	9,4	202	152,7
11006406	12555886	4 x 2 x 1	10,6	191	102,6	11006421	12557236	6 x 2,5	10,4	258	196,1
11006450	12564826	6 x 2 x 1	13,0	266	171,9	11006422	12557237	7 x 2,5	11,4	305	231,7
11006451	12564827	12 x 2 x 1	15,2	402	300,2	11006461	12568536	8 x 2,5	12,6	346	89,5
11006407	12555887	3 x 4 x 1	11,3	236	161,9	11006423	12557239	12 x 2,5	13,7	430	348,0
11006424	12558113	4 x 4 x 1	12,5	302	209,9	11006447	12563351	27 x 2,5	19,6	885	660,3

Dimensions and specifications may be changed without prior notice.








**Halogen-Free, Compact,  
Single-Layer Power and Control  
Cable for General Applications**

RADOX® 3 GKW 600V are single-core, compact power and control cables. They are halogen-free, flame-retardant, smoke-reduced and have a low toxicity index. The high requirements regarding temperature, abrasion and ozone resistance are easily fulfilled.





# RADOX<sup>®</sup> 3 GKW Series (600/1000V)

<b>Overview</b>	<b>Page</b>
RADOX <sup>®</sup> 3 GKW 600V single core cable	42
RADOX <sup>®</sup> 3 GKW 600V XM multi-core cable, unscreened	43
RADOX <sup>®</sup> 3 GKW 600V XM S multi-core cable, screened	45

# RADOX® 3 GWK 600V

halogen-free, compact double insulated single core cable



RADOX® 3 GWK 600V 1x4 mm<sup>2</sup>

## Technical data

- compact and weight-optimised / small bending radii
- **Temperature range**  
flexible -50°C to +120°C  
fixed -50°C to +120°C
- **Nominal voltage**  
U<sub>0</sub>/U 600/1000 V
- **Test voltage**  
3500 V
- **Minimum bending radius**  
flexible  
≤ 12 mm 4x Outer-Ø  
> 12 mm 5x Outer-Ø  
fixed  
≤ 12 mm 3x Outer-Ø  
> 12 mm 4x Outer-Ø

## Cable structure

- Copper wire tinned, finely stranded acc. to EN 60228 Kl.5
- Core insulation: RADOX® EI 201
- Core identification: see table

## Properties

- halogen-free and flame-retardant
- resistance to: oil, fuel, ozone and weather influences
- cold flexible
- heat resistant
- electron beam cross-linked RADOX® insulation does not melt or flow
- compliant with the essential fire protection standards

## Tests

- EN 45545-2 HL1 - HL3
- NFPA 130

## Note

- please find further technical information in the H&S product data sheet
- other dimensions and colours on request

## Application

- The cores are intended for fixed installation in rail vehicles or for installation where limited alternating bending stress occurs during operation.
- Specifications concerning the selection and installation of cables are described in the standards EN 50355 and EN 50343.

Part no.	Part no. H&S	No. cores x cross-sec. mm <sup>2</sup>	Outer Ø app. mm	Weight app. kg / km	Copper weight kg / km	Part no.	Part no. H&S	No. cores x cross-sec. mm <sup>2</sup>	Outer Ø app. mm	Weight app. kg / km	Copper weight kg / km
34657	12548125	1 x 0,5 GY	2,0	8	4,8	34421	12553881	1 G 25 GN-YE	8,9	253	240,0
11006080	12553865	1 G 0,5 GN-YE	2,0	8	4,8	34409	12548128	1 x 35 GY	10,2	359	336,0
34400	12548126	1 x 0,75 GY	2,2	11	7,2	34422	12553883	1 G 35 GN-YE	10,2	359	336,0
11006081	12553867	1 G 0,75 GN-YE	2,2	11	7,2	34410	12545155	1 x 50 GY	11,9	498	480,0
34401	12551402	1 x 1 GY	2,4	14	9,6	34731	12553885	1 G 50 GN-YE	11,9	498	480,0
34414	12553869	1 G 1 GN-YE	2,4	14	9,6	34411	12543214	1 x 70 GY	14,3	712	672,0
34402	12545286	1 x 1,5 GY	2,7	19	14,4	34424	12553887	1 G 70 GN-YE	14,3	712	672,0
34415	12553871	1 G 1,5 GN-YE	2,7	19	14,4	34412	12548671	1 x 95 GY	15,9	887	912,0
34403	12545288	1 x 2,5 GY	3,3	30	24,0	11006082	12553889	1 G 95 GN-YE	15,9	887	912,0
34416	12553873	1 G 2,5 GN-YE	3,3	30	24,0	34413	12542936	1 x 120 GY	17,9	1140	1152,0
34404	12545290	1 x 4 GY	3,9	46	38,4	11006083	12553891	1 G 120 GN-YE	17,9	1140	1152,0
34417	12553875	1 G 4 GN-YE	3,9	46	38,4	11006077	12548673	1 x 150 GY	20,3	1457	1440,0
34405	12548127	1 x 6 GY	4,7	67	57,6	11006084	12553893	1 G 150 GN-YE	20,3	1457	1440,0
34418	12553877	1 G 6 GN-YE	4,7	67	57,6	11006078	12551404	1 x 185 GY	22,0	1728	1776,0
34406	12545153	1 x 10 GY	5,8	113	96,0	11006085	12555739	1 G 185 GN-YE	22,0	1728	1776,0
34419	12547689	1 G 10 GN-YE	5,8	113	96,0	11006079	12551406	1 x 240 GY	25,2	2254	2304,0
34407	12545292	1 x 16 GY	7,2	166	153,6	35249	12555741	1 x 300 GY	28,0	2814	2880,0
34420	12553879	1 G 16 GN-YE	7,2	166	153,6	11006086	12557104	1 x 400 GY	31,9	3756	3840,0
34408	12543216	1 x 25 GY	8,9	253	240,0						

Dimensions and specifications may be changed without prior notice.

# RADOX® 3 GWK 600V XM

halogen-free, compact and weight-optimised power cable



## Technical data

- compact and weight-optimised / small bending radii
- **Temperature range**  
flexible -50°C to +120°C  
fixed -50°C to +120°C
- **Nominal voltage**  
U<sub>0</sub>/U 600/1000 V
- **Test voltage**  
3500 V
- **Minimum bending radius**  
flexible  
≤ 12 mm 4x Outer-Ø  
> 12 mm 5x Outer-Ø  
fixed  
≤ 12 mm 3x Outer-Ø  
> 12 mm 4x Outer-Ø

## Cable structure

- Copper wire tinned, finely stranded acc. to EN 60228 cl.5
- Core identification: RADOX® EI 201
- Core identification: grey cores with consecutive labeling in black digits
- Filler (optional): RADOX® 125 REC
- Wrapping: plastic belt
- Outer sheath: RADOX® EM 104 acc. to EN 50264-1
- Outer sheath colour: black

## Properties

- halogen-free and flame-retardant
- very good resistance to: oil, fuel, ozone and weather influences
- cold flexible
- heat resistant
- electron beam cross-linked RADOX® insulation does not melt or flow
- compliant with the essential fire protection standards

## Tests

- DIN 5510-2 fire protection level 1, 2, 3, 4
- EN 45545-2 HL1 - HL2
- NFPA 130
- NF F16-101
- UNI CEI 11170

## Note

- G = with protective conductor GN-YE
- please find further technical information in the H&S product data sheet
- other dimensions and colours on request

## Application

- The cables are intended for fixed installation in rail vehicles or for installation where limited alternating bending stress occurs during operation.
- Specifications concerning the selection and installation of cables are described in the standards EN 50355 and EN 50343.

Part no.	Part no. H&S	No. cores x cross-sec. mm <sup>2</sup>	Outer app. mm	Weight app. kg / km	Copper weight kg / km	Part no.	Part no. H&S	No. cores x cross-sec. mm <sup>2</sup>	Outer app. mm	Weight app. kg / km	Copper weight kg / km
11006132	12561172	2 x 0,5	5,9	48	9,6	11006147	12561197	10 x 1	12,5	231	96,0
11006212	85006736	3 x 0,5	6,2	56	14,4	11006148	12561198	12 x 1	13,0	265	115,2
11006213	85006737	4 x 0,5	7,1	71	19,2	11006192	12568300	25 x 1	18,7	519	240,0
11006133	12561175	5 x 0,5	7,7	86	24,0	11006183	12567588	2 G 1,5	7,5	85	28,8
11006134	12561176	6 x 0,5	8,4	103	28,8	35245	12561199	2 x 1,5	7,5	85	28,8
11006135	12561178	9 x 0,5	10,5	147	43,2	34428	12563588	3 G 1,5	8,0	109	43,2
11006136	12561180	12 x 0,5	10,8	169	57,6	11006149	12561200	3 x 1,5	8,0	106	43,2
11006182	12567586	15 x 0,5	12,3	214	72,0	35264	12563589	4 G 1,5	9,0	135	57,6
11006137	12561181	2 x 0,75	6,4	59	14,4	11006150	12561201	4 x 1,5	9,0	135	57,6
11006211	84142651	3 G 0,75	6,8	70	21,6	11006184	12567589	5 G 1,5	10,2	169	72,0
11006138	12561182	3 x 0,75	6,8	70	21,6	11006151	12561202	5 x 1,5	10,2	169	72,0
11006175	12566700	4 G 0,75	7,6	88	28,8	11006203	12583845	6 G 1,5	11,1	199	86,4
11006139	12561183	4 x 0,75	7,6	88	28,8	11006152	12561203	6 x 1,5	11,1	199	86,4
11006198	12581529	5 G 0,75	8,4	107	36,0	11006170	12564173	7 G 1,5	12,1	158	100,8
11006193	12568604	6 G 0,75	9,0	126	43,2	11006153	12561204	7 x 1,5	12,1	237	100,8
11006194	12568622	7 G 0,75	10,0	152	50,4	11006200	12582522	8 x 1,5	13,3	281	115,2
11006140	12561186	7 x 0,75	10,0	151	50,4	11006199	12581530	9 G 1,5	13,7	277	129,6
35271	12561819	8 x 0,75	10,9	177	57,6	11006195	12568729	10 G 1,5	13,7	301	144,0
11006197	12581443	9 G 0,75	11,3	194	64,8	11006216	85028702	10 x 1,5	13,7	318	144,0
11006141	12561189	12 x 0,75	11,9	217	86,4	11006185	12567590	12 G 1,5	14,2	338	172,8
11006164	12561820	14 x 0,75	12,6	241	100,8	34429	12561207	12 x 1,5	14,2	338	172,8
11006165	12561821	20 x 0,75	15,2	354	144,0	11006208	84116849	16 x 1,5	16,2	442	230,4
11006169	12562310	16 x 0,75	13,5	281	115,2	11006209	84117785	18 G 1,5	17,2	503	259,2
34435	12561190	2 x 1	6,9	71	19,2	11006191	12567941	19 x 1,5	18,2	545	273,6
11006142	12561191	3 x 1	7,4	857	28,8	11006207	84116846	25 x 1,5	20,4	655	360,0
34437	12561192	4 x 1	8,4	110	38,4	11006177	12567364	36 x 1,5	23,2	918	518,4
11006143	12561193	5 x 1	9,2	135	48,0	11006154	12561208	2 x 2,5	8,8	123	48,0
11006144	12561194	6 x 1	10,0	160	57,6	34430	12563590	3 G 2,5	9,5	154	72,0
11006145	12561195	7 x 1	10,9	185	67,2	11006131	12561085	3 x 2,5	9,5	157	72,0
11006146	12561196	9 x 1	12,5	222	86,4	34431	12566698	4 G 2,5	10,7	200	96,0

Continuation ▶

# RADOX® 3 GWK 600V XM

halogen-free, compact and weight-optimised power cable



Part no.	Part no. H&S	No. cores x cross-sec. mm <sup>2</sup>	Outer Ø app. mm	Weight app. kg / km	Copper weight kg / km	Part no.	Part no. H&S	No. cores x cross-sec. mm <sup>2</sup>	Outer Ø app. mm	Weight app. kg / km	Copper weight kg / km
11006155	12561209	4 x 2,5	10,7	200	96,0	11006181	12567458	2 x 6	12,1	256	115,2
11006186	12567591	5 G 2,5	11,8	244	120,0	11006167	12561824	3 x 6	12,9	323	172,8
34777	12561210	5 x 2,5	11,8	244	120,0	34432	12567536	4 G 6	14,6	417	230,4
11006156	12561211	6 x 2,5	12,9	290	144,0	34438	12561080	4 x 6	14,6	417	230,4
11006187	12567592	7 G 2,5	14,0	343	168,0	35157	12567454	5 G 6	16,8	533	288,0
11006157	12561212	7 x 2,5	14,0	358	168,0	11006171	12564572	5 x 6	16,8	533	288,0
11006158	12561213	9 x 2,5	16,4	424	216,0	11006196	12581318	7 x 6	20,3	766	403,2
11006159	12561214	10 x 2,5	16,5	463	240,0	11006215	85017208	2 x 10	14,6	387	192,0
11006160	12561215	12 x 2,5	17,2	515	288,0	11006168	12561825	3 x 10	16,0	513	288,0
11006189	12567594	24 x 2,5	24,0	965	576,0	35260	12567616	4 G 10	17,9	667	384,0
11006188	12567593	25 x 2,5	24,5	994	600,0	11006163	12561561	4 x 10	17,9	662	384,0
11006202	12583722	30 x 2,5	25,9	1860	720,0	11006178	12567455	5 G 10	19,8	816	480,0
11006176	12566919	42 G 2,5	31,0	1687	1008,0	34436	12566137	3 x 16	19,5	745	460,8
11006161	12561216	2 x 4	10,4	181	76,8	34433	12561826	4 x 16	22,1	1013	614,4
35257	12563591	3 G 4	11,1	222	115,2	11006179	12567456	4 G 16	22,1	1013	614,4
11006166	12561822	3 x 4	11,1	223	115,2	11006204	12585843	4 V 16	22,1	1013	614,4
11006174	12566542	4 G 4	12,4	288	153,6	11006210	84126032	5 x 16	24,3	1173	768,0
34434	12561823	4 x 4	12,4	288	153,6	11006205	84104017	6 x 16	27,3	1463	921,6
11006173	12565993	4 V 4	12,4	288	153,6	11006172	12565118	3 x 25	23,8	1122	720,0
11006190	12567596	5 G 4	14,0	359	192,0	11006214	85010213	5 G 25	29,8	1784	1200,0
11006162	12561218	5 x 4	14,0	359	192,0	11006206	84104053	2 x 35	24,7	1149	672,0
11006201	12583215	10 x 4	19,4	677	384,0	11006180	12567457	4 G 35	30,3	1924	1344,0

Dimensions and specifications may be changed without prior notice.

# RADOX® 3 GWK 600V XM S

halogen-free, compact and weight-optimised power cable, screened



## Technical data

- compact and weight-optimised / small bending radii
- **Temperature range**  
flexible -50°C to +120°C  
fixed -50°C to +120°C
- **Nominal voltage**  
U<sub>0</sub>/U 600/1000 V
- **Test voltage**  
3500 V
- **Minimum bending radius**  
flexible  
≤ 12 mm 4x Outer-Ø  
> 12 mm 5x Outer-Ø  
fixed  
≤ 12 mm 3x Outer-Ø  
> 12 mm 4x Outer-Ø

## Cable structure

- Copper wire tinned, finely stranded acc. to EN 60228 cl.5
- Core identification: RADOX® EI 201,
- Core identification: grey cores with consecutive labeling in black digits
- Filler (optional): RADOX® 125 REC
- Wrapping: plastic belt
- EMC-Screen: braided screen of tinned copper wires
- Wrapping: plastic belt
- Outer sheath: RADOX® EM 104 acc. to EN 50264-1
- Outer sheath colour: black

## Properties

- halogen-free and flame-retardant
- very good resistance to: oil, fuel, ozone and weather influences
- cold flexible
- heat resistant
- electron beam cross-linked RADOX® insulation does not melt or flow
- compliant with the essential fire protection standards

## Tests

- BS 6853, GM/RT 2130
- DIN 5510-2 fire protection level 1, 2, 3, 4
- EN 45545-2 HL1 - HL3
- NFPA 130
- NF F16-101
- UNI CEI 11170

## Note

- G = with protective conductor GN-YE
- please find further technical information in the H&S product data sheet
- other dimensions and colours on request

## Application

- The cables are intended for fixed installation in rail vehicles or for installation where limited alternating bending stress occurs during operation.
- Specifications concerning the selection and installation of cables are described in the standards EN 50355 and EN 50343.

Part no.	Part no. H&S	No. cores x cross-sec. mm <sup>2</sup>	Outer Ø app. mm	Weight app. kg / km	Copper weight kg / km	Part no.	Part no. H&S	No. cores x cross-sec. mm <sup>2</sup>	Outer Ø app. mm	Weight app. kg / km	Copper weight kg / km
11006354	12561219	2 x 0,5	6,6	68	21,0	11006382	12569225	2 x 2 x 1	12,5	215	75,9
11006355	12561220	3 x 0,5	6,9	76	29,0	34440	12559728	2 x 1,5	8,2	112	54,3
11006356	12561221	4 x 0,5	7,5	93	37,0	34439	12559729	3 x 1,5	8,6	133	62,4
11006357	12561222	5 x 0,5	8,4	111	43,0	34442	12565287	3 G 1,5	8,6	141	73,0
11006358	12561223	6 x 0,5	9,3	141	55,6	34444	12559730	4 x 1,5	9,6	167	89,7
11006359	12561224	7 x 0,5	9,8	155	85,4	34448	12568731	4 G 1,5	9,6	167	89,7
11006360	12561227	12 x 0,5	11,8	218	93,0	11006330	12559731	5 x 1,5	10,9	207	108,0
11006394	85028418	25 x 0,5	16,5	437	191,5	35322	12565288	5 G 1,5	10,9	208	108,0
11006380	12567598	2 x 2 x 0,5	10,6	153	74,2	11006374	12559732	6 x 1,5	11,8	237	129,0
11006379	12566368	6 x 2 x 0,5	16,5	353	142,8	11006332	12559733	7 x 1,5	13,0	297	143,0
11006393	85003451	9 x 2 x 0,5	20,6	532	185,4	11006385	84101306	7 G 1,5	13,0	297	153,9
34473	12561228	2 x 0,75	7,0	81	31,0	11006381	12567854	8 x 1,5	14,2	350	178,1
11006361	12561229	3 x 0,75	7,5	93	40,9	11006344	12559844	9 x 1,5	14,9	323	205,3
11006362	12561230	4 x 0,75	8,1	112	47,0	11006375	12565289	10 G 1,5	14,5	366	204,5
11006391	84139937	4 G 0,75	8,1	112	47,0	11006345	12559845	12 x 1,5	15,4	428	244,7
11006363	12561231	5 x 0,75	9,0	139	56,0	11006384	12585633	12 G 1,5	15,4	430	244,7
11006364	12561232	6 x 0,75	9,9	165	80,3	11006346	12559846	16 x 1,5	17,4	544	303,0
11006365	12561233	7 x 0,75	10,7	197	87,1	11006388	84109154	25 x 1,5	21,6	811	475,9
11006370	12561827	8 x 0,75	11,2	217	99,4	11006374	12562489	27 x 1,5	21,6	823	503,8
11006366	12561234	9 x 0,75	12,3	245	127,2	34995	12559853	2 x 2 x 1,5	12,7	216	121,8
11006367	12561235	10 x 0,75	12,3	246	120,0	11006350	12559855	6 x 2 x 1,5	19,9	566	278,9
11006368	12561236	12 x 0,75	12,6	265	126,8	34441	12559734	2 x 2,5	9,6	159	75,9
11006373	12562206	16 x 0,75	14,4	347	185,6	11006390	84139932	2 G 2,5	9,6	159	75,9
11006371	12561828	2 x 2 x 0,75	10,8	158	49,2	11006333	12559735	3 x 2,5	10,4	199	108,9
11006378	12566117	5 x 2 x 0,75	16,0	352	151,3	34447	12566192	3 G 2,5	10,4	203	108,9
11006326	12559722	2 x 1	7,6	98	37,0	11006334	12559736	4 x 2,5	11,3	241	135,0
11006327	12559723	3 x 1	8,1	111	46,8	34450	12582562	4 G 2,5	11,3	241	132,5
11006328	12559724	4 x 1	8,8	139	69,8	11006376	12565290	5 G 2,5	12,4	287	160,0
11006329	12559727	7 x 1	11,8	233	127,3	11006335	12559739	7 x 2,5	15,7	445	243,1
11006383	12585329	16 x 1	15,9	435	223,8	11006347	12559847	8 x 2,5	17,2	530	275,3

Continuation ▶



# RADOX® 3 GWK 600V XM S

halogen-free, compact and weight-optimised power cable, screened



Part no.	Part no. H&S	No. cores x cross-sec. mm <sup>2</sup>	Outer Ø app. mm	Weight app. kg / km	Copper weight kg / km
11006387	84109142	25 x 2,5	26,2	1240	764,7
35259	12559743	3 x 4	11,8	272	156,0
11006377	12565291	3 G 4	11,8	288	156,0
34445	12559848	4 x 4	13,4	349	197,9
34443	12582563	4 G 4	13,4	355	206,0
11006369	12561508	5 x 4	14,7	377	266,5
11006352	12560867	2 x 6	12,9	309	166,2
11006336	12559744	3 x 6	13,8	389	234,0
11006337	12559745	4 x 6	15,6	493	283,0
34451	12567507	4 G 6	15,6	493	283,0
11006348	12559849	5 x 6	17,3	610	379,1
11006392	84152221	2 x 10	15,8	482	263,2
11006338	12559746	3 x 10	17,2	629	363,0
11006339	12559747	4 x 10	19,2	765	490,3
34449	12560389	4 G 10	19,2	785	490,3

Part no.	Part no. H&S	No. cores x cross-sec. mm <sup>2</sup>	Outer Ø app. mm	Weight app. kg / km	Copper weight kg / km
11006372	12562116	5 x 10	21,1	947	600,0
34452	12582564	5 G 10	21,1	947	592,5
11006340	12559748	6 x 10	23,1	1130	720,0
35263	84090510	2 x 16	19,2	702	414,5
11006341	12559749	3 x 16	20,6	864	520,0
35268	12559850	4 x 16	23,2	1092	680,0
11006389	84128245	4 G 16	23,2	1104	740,1
11006349	12559851	5 x 16	25,7	1357	907,2
11006386	84107672	5 G 16	25,7	1359	908,3
34446	12566322	2 x 25	22,9	998	598,5
11006351	12560047	3 x 25	24,8	1259	874,4
11006342	12559750	4 x 25	28,3	1653	1151,6
11006343	12559752	4 x 35	31,6	2169	1605,6
11006353	12560868	2 x 50	29,8	1752	1112,0

Dimensions and specifications may be changed without prior notice.





### **Cables and Wires for Rail Vehicles**

- nominal voltage of 600/1800/3600 V AC
- improved behaviour in case of fire
- reduced insulation wall thicknesses

Thanks to the development of new RADOX® high-performance plastics, HUBER+SUHNER is able to meet the demanding requirements of the EN 50264 standard. (Property level: M)

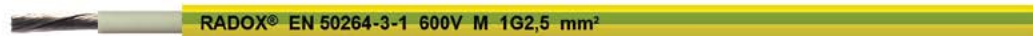


# RADOX<sup>®</sup> EN50264 Series (600-3600V)

<b>Overview</b>	<b>Page</b>
RADOX <sup>®</sup> EN 50264-3-1 600V M single core cable, unscreened	50
RADOX <sup>®</sup> EN 50264-3-2 600V MM multi-core cable, unscreened	51
RADOX <sup>®</sup> EN 50264-3-2 600V MM S multi-core cable, screened	52
RADOX <sup>®</sup> EN 50264-3-1 1800V M single core cable, unscreened	53
RADOX <sup>®</sup> EN 50264-3-1 1800V MM single core cable, unscreened	54
RADOX <sup>®</sup> EN 50264-3-1 3600V MM single core cable, unscreened	55

# RADOX® EN 50264-3-1 600V M

halogen-free, compact double insulated single core cable



## Technical data

- core with reduced insulation wall thickness
- compact and weight-optimised / small bending radii
- **Temperature range**  
flexible -50°C to +120°C  
fixed -50°C to +120°C
- **Nominal voltage**  
U<sub>0</sub>/U 600/1000 V
- **Test voltage**  
3500 V
- **Minimum bending radius**  
flexible  
≤ 12 mm 4x Outer-Ø  
> 12 mm 5x Outer-Ø  
fixed  
≤ 12 mm 3x Outer-Ø  
> 12 mm 4x Outer-Ø

## Cable structure

- Copper wire tinned, finely stranded acc. to EN 60228 cl.5
- Core insulation: RADOX® EI 110
- Core identification: white
- Outer sheath: RADOX® EI 109
- Outer sheath colour: see table
- Two-layer insulation made of high-tech polymers with excellent electrical properties

## Properties

- halogen-free and flame-retardant
- resistance to: oil, fuel, ozone and weather influences
- cold flexible
- heat resistant
- electron beam cross-linked RADOX® insulation does not melt or flow
- compliant with the essential fire protection standards

## Tests

- DIN 5510-2 fire protection level 1, 2, 3, 4
- EN 45545-2 HL1 - HL3
- NFPA 130
- NF F16-101 classification, category C/F1, int. A1, A2, B/ext. A1, A2, B

## Note

- please find further technical information in the H&S product data sheet
- other dimensions and colours on request

## Application

- The cores are intended for fixed installation in rail vehicles or for installation where limited alternating bending stress occurs during operation.
- Specifications concerning the selection and installation of cables are described in the standards EN 50355 and EN 50343.
- The core cable is used as a sub-component in cables according to EN 50264-3-2.

Part no.	Part no. H&S	No. cores x cross-sec. mm <sup>2</sup>	Outer Ø app. mm	Weight app. kg / km	Copper weight kg / km
34599	85096345	1 x 1 BK	2,5	14	9,6
11006539	85096351	1 G 1 GN-YE	2,5	14	9,6
34600	85096346	1 x 1,5 BK	3,0	21	14,4
34610	85096352	1 G 1,5 GN-YE	3,0	21	14,4
34601	85096347	1 x 2,5 BK	3,4	31	24,0
34611	85096353	1 G 2,5 GN-YE	3,4	31	24,0
34602	85096346	1 x 4 BK	4,0	49	38,4
34612	85096354	1 G 4 GN-YE	4,0	49	38,4
34603	85096349	1 x 6 BK	4,6	70	57,6
34613	85096355	1 G 6 GN-YE	4,6	70	57,6
34604	85096350	1 x 10 BK	5,5	113	96,0
11006540	85096356	1 G 10 GN-YE	5,5	113	96,0
34605	85097024	1 x 16 BK	6,8	166	153,6
11006541	85097025	1 G 16 GN-YE	6,8	166	153,6
34606	85097026	1 x 25 BK	8,5	251	240,0

Part no.	Part no. H&S	No. cores x cross-sec. mm <sup>2</sup>	Outer Ø app. mm	Weight app. kg / km	Copper weight kg / km
11006542	85097027	1 G 25 GN-YE	8,5	251	240,0
34607	85097028	1 x 35 BK	9,7	363	336,0
11006543	85097029	1 G 35 GN-YE	9,7	363	336,0
34608	85097030	1 x 50 BK	11,4	502	480,0
11006544	85097031	1 G 50 GN-YE	11,4	502	480,0
34609	85097032	1 x 70 BK	13,8	712	672,0
11006545	85097033	1 G 70 GN-YE	13,8	712	672,0
35301	85097034	1 x 95 BK	15,3	902	912,0
11006546	85097036	1 G 95 GN-YE	15,3	902	912,0
11006547	85097037	1 x 120 BK	17,2	1148	1152,0
11006548	85097038	1 G 120 GN-YE	17,2	1148	1152,0
11006549	85097039	1 x 150 BK	19,2	1445	1440,0
11006550	85097048	1 x 185 BK	21,4	1744	1776,0
11006551	85097050	1 x 240 BK	24,6	2263	2304,0
11006552	85097052	1 x 300 BK	27,2	2849	2880,0

Dimensions and specifications may be changed without prior notice.



# RADOX® EN 50264-3-2 600V MM

halogen-free, compact power cable



## Technical data

- compliant with the requirements acc. to EN 50264-3-2
- **Temperature range**  
flexible -50°C to +120°C  
fixed -50°C to +120°C
- **Nominal voltage**  
U<sub>0</sub>/U 600/1000 V
- **Test voltage**  
3500 V
- **Minimum bending radius**  
flexible  
≤ 12 mm 4x Outer-Ø  
> 12 mm 5x Outer-Ø  
fixed  
≤ 12 mm 3x Outer-Ø  
> 12 mm 4x Outer-Ø

## Cable structure

- Copper wire tinned, finely stranded acc. to EN 60228 cl.5
- Core insulation: RADOX® EI 110 / EI 109
- Core identification: black cores with consecutive labeling in white digits
- Filler (optional): RADOX® 125 REC
- Wrapping: plastic belt
- Outer sheath: RADOX® EM 104
- Outer sheath colour: black
- Two-layer insulation made of high-tech polymers with excellent electrical properties

## Properties

- halogen-free and flame-retardant
- very good resistance to: oil, fuel, ozone and weather influences
- cold flexible
- heat resistant
- electron beam cross-linked RADOX® insulation does not melt or flow
- compliant with the essential fire protection standards

## Note

- G = with protective conductor GN-YE
- please find further technical information in the H&S product data sheet
- other dimensions and colours on request

## Application

- The cables are intended for fixed installation in rail vehicles or for installation where limited alternating bending stress occurs during operation.
- Specifications concerning the selection and installation of cables are described in the standards EN 50355 and EN 50343.

Part no.	Part no. H&S	No. cores x cross-sec. mm <sup>2</sup>	Outer Ø app. mm	Weight app. kg / km	Copper weight kg / km	Part no.	Part no. H&S	No. cores x cross-sec. mm <sup>2</sup>	Outer Ø app. mm	Weight app. kg / km	Copper weight kg / km
11006579	85070991	12 x 0,75	11,8	220	86,4	11006555	12586180	3 x 2,5	8,9	154	72,0
11006569	84090647	2 x 1	6,6	64	19,2	35306	12586182	4 G 2,5	10,1	198	96,0
11006574	84126778	4 G 1	7,9	98	38,4	11006556	12586181	4 x 2,5	10,1	198	96,0
11006570	84090705	4 x 1	7,9	98	38,4	11006557	12586183	2 x 4	10,4	180	76,8
11006575	84126780	7 G 1	10,3	148	67,2	35304	12586184	3 x 4	11,1	244	115,2
11006571	84090707	9 G 1	12,1	228	86,4	35307	12586187	4 G 4	12,6	290	153,6
35302	12586174	2 x 1,5	7,6	85	288,0	11006559	12586189	3 x 6	12,5	301	172,8
11006554	12586176	3 G 1,5	8,1	110	43,2	11006561	12586191	4 G 6	14,3	395	230,4
35303	12585380	3 x 1,5	8,1	110	43,2	35214	12586192	2 x 10	13,8	368	192,0
35305	12586178	4 G 1,5	9,0	138	57,6	11006563	12586196	4 G 10	16,8	605	384,0
35308	12586177	4 x 1,5	9,0	138	57,6	11006562	12586195	4 x 10	16,8	605	0,84
11006578	85003501	5 G 1,5	9,9	166	72,0	11006566	12586208	5 G 10	18,7	753	480,0
11006577	85003500	5 x 1,5	9,9	166	72,0	11006564	12586203	4 x 25	24,4	1260	960,0
11006572	84122375	7 G 1,5	10,9	215	100,8	11006565	12586207	2 x 50	26,7	1455	960,0
11006576	84132938	7 x 1,5	10,9	215	100,8	11006553	12585381	3 x 50	28,8	1950	1440,0
11006573	84122376	9 G 1,5	14,6	340	129,6	11006567	12586209	3 x 50 + 1 G 25	31,9	2367	1680,0
35319	12586179	2 x 2,5	8,3	119	48,0						

Dimensions and specifications may be changed without prior notice.

# RADOX® EN 50264-3-2 600V MM S

halogen-free, compact power cable, screened



RADOX® EN 50264-3-2 600V MM S 4x4 mm<sup>2</sup>

## Technical data

- compliant with the requirements acc. to EN 50264-3-2
- **Temperature range**  
flexible -50°C to +120°C  
fixed -50°C to +120°C
- **Nominal voltage**  
U<sub>0</sub>/U 600/1000 V
- **Test voltage**  
3500 V
- **Minimum bending radius**  
flexible  
≤ 12 mm 4x Outer-Ø  
> 12 mm 5x Outer-Ø  
fixed  
≤ 12 mm 3x Outer-Ø  
> 12 mm 4x Outer-Ø

## Cable structure

- Copper wire tinned, finely stranded acc. to EN 60228 cl.5
- Core insulation: RADOX® EI 110 / EI 109
- Core identification: black cores with consecutive labeling in white digits
- Filler (optional): RADOX® 125 REC
- Wrapping: plastic belt
- EMC-Screen: braided screen of tinned copper wires
- Wrapping: plastic belt
- Outer sheath : RADOX® EM 104
- Outer sheath colour: black
- Two-layer insulation made of high-tech polymers with excellent electrical properties

## Properties

- halogen-free and flame-retardant
- very good resistance to: oil, fuel, ozone and weather influences
- cold flexible
- heat resistant
- electron beam cross-linked RADOX® insulation does not melt or flow
- compliant with the essential fire protection standards

## Tests

- EN 45545-2 HL1 - HL3
- NF F16-101 classification, category C/F1, int. A1, A2, B/ext. A1, A2, B

## Note

- G = with protective conductor GN-YE
- please find further technical information in the H&S product data sheet
- other dimensions and colours on request

## Application

- The cables are intended for fixed installation in rail vehicles or for installation where limited alternating bending stress occurs during operation.
- Specifications concerning the selection and installation of cables are described in the standards EN 50355 and EN 50343.

Part no.	Part no. H&S	No. cores x cross-sec. mm <sup>2</sup>	Outer Ø app. mm	Weight app. kg / km	Copper weight kg / km
11006691	12585382	2 x 1,5	8,3	110	49,3
34615	12586212	3 G 1,5	8,7	139	66,3
11006693	12586211	3 x 1,5	8,7	139	66,3
34618	12586214	4 G 1,5	10,0	183	89,9
11006694	12586213	4 x 1,5	10,0	183	89,9
34616	84085219	3 G 2,5	9,5	184	96,1
11006695	12586216	3 x 2,5	9,5	184	96,1
34619	12586218	4 G 2,5	11,1	239	133,5
11006696	12586217	4 x 2,5	11,1	239	133,5
34614	12586219	2 x 4	11,3	229	114,3
11006697	12586220	3 x 4	12,2	291	152,7

Part no.	Part no. H&S	No. cores x cross-sec. mm <sup>2</sup>	Outer Ø app. mm	Weight app. kg / km	Copper weight kg / km
34621	85006436	4 G 4	13,5	359	209,9
34745	12586221	4 x 4	13,5	359	208,9
34620	12586223	3 x 6	13,6	378	236,7
34622	12586225	4 G 6	15,1	478	301,6
34861	12586224	4 x 6	15,1	478	301,6
11006699	12586227	3 x 10	15,6	543	361,0
11006700	12586229	4 G 10	17,5	649	466,8
34617	12586231	3 x 16	19,2	780	567,1
34746	12586232	4 x 16	21,4	1017	669,7
34623	85002921	5 G 16	24,2	1256	903,5
11006701	12586234	3 x 25	22,7	1161	846,9

Dimensions and specifications may be changed without prior notice.

# RADOX® EN 50264-3-1 1800V M

halogen-free, compact double insulated single core cable



## Technical data

- compliant with the requirements acc. to EN 50264-3-1
- **Temperature range**  
flexible -50°C to +120°C  
fixed -50°C to +120°C
- **Nominal voltage**  
U<sub>0</sub>/U 1800/3000 V
- **Test voltage**  
6500 V
- **Minimum bending radius**  
flexible  
≤ 12 mm 4x Outer-Ø  
> 12 mm 5x Outer-Ø  
fixed  
≤ 12 mm 3x Outer-Ø  
> 12 mm 4x Outer-Ø

## Cable structure

- Copper wire tinned, finely stranded acc. to EN 60228 cl.5
- Core insulation: RADOX® EI 110
- Core identification: white
- Outer sheath: RADOX® EI 109
- Outer sheath colour: see table
- Two-layer insulation made of high-tech polymers with excellent electrical properties

## Properties

- halogen-free and flame-retardant
- very good resistance to: oil, fuel, ozone and weather influences
- cold flexible
- heat resistant
- electron beam cross-linked RADOX® insulation does not melt or flow
- compliant with the essential fire protection standards

## Tests

- DIN 5510-2 fire protection level 1, 2, 3, 4
- EN 45545-2 HL1 - HL3
- NF F16-101 classification, category C/F1, int. A1, A2, B/ext. A1, A2, B

## Note

- please find further technical information in the H&S product data sheet
- other dimensions and colours on request

## Application

- The cables are intended for fixed installation in rail vehicles or for installation where limited alternating bending stress occurs during operation.
- Specifications concerning the selection and installation of cables are described in the standards EN 50355 and EN 50343.
- For unscreened cables, the specifications according to EN 50153 must be observed.

Part no.	Part no. H&S	No. cores x cross-sec. mm <sup>2</sup>	Outer Ø app. mm	Weight app. kg / km	Copper weight kg / km
34741	12584866	1 x 1,5 BK	5,5	49	14,4
11006580	12584867	1 G 1,5 GN-YE	5,5	49	14,4
34742	12584868	1 x 2,5 BK	6,1	62	24,0
11006581	12584869	1 G 2,5 GN-YE	6,1	62	24,0
11006582	12584870	1 x 4 BK	6,7	81	38,4
11006583	12584871	1 G 4 GN-YE	6,7	81	38,4
11006584	12584872	1 x 6 BK	7,2	103	57,6
11006585	12584873	1 G 6 GN-YE	7,2	103	57,6
11006586	12584874	1 x 10 BK	8,2	154	96,0
11006587	12584875	1 G 10 GN-YE	8,2	154	96,0
11006588	12584876	1 x 16 BK	9,6	217	153,6
11006589	12584877	1 G 16 GN-YE	9,6	217	153,6
11006590	12584878	1 x 25 BK	11,0	308	240,0
11006591	12584880	1 x 35 BK	12,2	400	336,0

Part no.	Part no. H&S	No. cores x cross-sec. mm <sup>2</sup>	Outer Ø app. mm	Weight app. kg / km	Copper weight kg / km
11006592	12584881	1 G 35 GN-YE	12,2	400	336,0
11006593	12584882	1 x 50 BK	13,7	566	480,0
11006594	12584883	1 G 50 GN-YE	13,7	566	480,0
11006595	12584884	1 x 70 BK	16,2	764	672,0
11006596	12584885	1 G 70 GN-YE	16,2	764	672,0
35315	12584886	1 x 95 BK	17,6	963	912,0
11006597	12584887	1 G 95 GN-YE	17,6	963	912,0
11006598	12584888	1 x 120 BK	19,7	1212	1152,0
11006599	12584889	1 G 120 GN-YE	19,7	1212	1152,0
11006600	12584890	1 x 150 BK	21,6	1495	1440,0
11006601	12584892	1 x 185 BK	23,5	1812	1776,0
11006602	12584894	1 x 240 BK	26,4	2305	2304,0
11006603	12584896	1 x 300 BK	29,0	2848	2880,0

Dimensions and specifications may be changed without prior notice.

# RADOX® EN 50264-3-1 1800V MM

halogen-free, compact double insulated single core cable



## Technical data

- compliant with the requirements acc. to EN 50264-3-1
- **Temperature range**  
flexible -40°C to +120°C  
fixed -40°C to +120°C
- **Nominal voltage**  
U<sub>0</sub>/U 1800/3000 V
- **Test voltage**  
6500 V
- **Minimum bending radius**  
flexible  
≤ 12 mm 4x Outer-Ø  
> 12 mm 5x Outer-Ø  
fixed  
≤ 12 mm 3x Outer-Ø  
> 12 mm 4x Outer-Ø

## Cable structure

- Copper wire tinned, finely stranded acc. to EN 60228 cl.5
- Core insulation: RADOX® EI 110
- Core identification: white
- Inner sheath: RADOX® EI 109
- Inner sheath colour: black
- Outer sheath: RADOX® EM 104
- Outer sheath colour: black
- Two-layer insulation made of high-tech polymers with excellent electrical properties

## Properties

- halogen-free and flame-retardant
- very good resistance to: oil, fuel, ozone and weather influences
- cold flexible
- heat resistant
- electron beam cross-linked RADOX® insulation does not melt or flow
- compliant with the essential fire protection standards

## Tests

- DIN 5510-2 fire protection level 1, 2, 3, 4
- EN 45545-2 HL1 - HL3
- NF F16-101 classification, category C/F1, int. A1, A2, B/ext. A1, A2, B

## Note

- please find further technical information in the H&S product data sheet
- other dimensions and colours on request

## Application

- The cables are intended for fixed installation in rail vehicles or for installation where limited alternating bending stress occurs during operation.
- Specifications concerning the selection and installation of cables are described in the standards EN 50355 and EN 50343.
- For unscreened cables, the specifications according to EN 50153 must be observed.

Part no.	Part no. H&S	No. cores x cross-sec. mm <sup>2</sup>	Outer Ø app. mm	Weight app. kg / km	Copper weight kg / km	Part no.	Part no. H&S	No. cores x cross-sec. mm <sup>2</sup>	Outer Ø app. mm	Weight app. kg / km	Copper weight kg / km
11006604	12585360	1 x 1,5	5,9	53	14,4	34597	12585368	1 x 50	15,4	615	480,0
34743	12585365	1 x 16	10,4	239	153,6	34598	12585369	1 x 70	17,7	845	672,0
34595	12585366	1 x 25	12,7	354	240,0	34744	12585370	1 x 95	20,0	1067	912,0
34596	12585367	1 x 35	13,9	470	336,0	11006605	12585374	1 x 240	29,4	2530	2304,0

Dimensions and specifications may be changed without prior notice.

# RADOX® EN 50264-3-1 3600V MM

halogen-free, compact double insulated single core cable



## Technical data

- compliant with the requirements acc. to EN 50264-3-1
- **Temperature range**  
flexible -50°C to +120°C  
fixed -50°C to +120°C
- **Nominal voltage**  
U<sub>0</sub>/U 3600/6000 V
- **Test voltage**  
11000 V
- **Minimum bending radius**  
flexible  
≤ 12 mm 4x Outer-Ø  
> 12 mm 5x Outer-Ø  
fixed  
≤ 12 mm 3x Outer-Ø  
> 12 mm 4x Outer-Ø

## Cable structure

- Copper wire tinned, finely stranded acc. to EN 60228 cl.5
- Semiconductor: colour black
- Core insulation: RADOX® EI 110
- Core identification: white
- Inner sheath: RADOX® EI 109
- Inner sheath colour: black
- Outer sheath: RADOX® EM 104
- Outer sheath colour: black
- Two-layer insulation made of high-tech polymers with excellent electrical properties

## Properties

- halogen-free and flame-retardant
- very good resistance to: oil, fuel, ozone and weather influences
- cold flexible
- heat resistant
- electron beam cross-linked RADOX® insulation does not melt or flow
- compliant with the essential fire protection standards

## Tests

- DIN 5510-2 fire protection level 1, 2, 3, 4
- EN 45545-2 HL1 - HL3

## Note

- please find further technical information in the H&S product data sheet
- other dimensions and colours on request

## Application

- The cables are intended for fixed installation in rail vehicles or for installation where limited alternating bending stress occurs during operation.
- Specifications concerning the selection and installation of cables are described in the standards EN 50355 and EN 50343.
- For unscreened cables, the specifications according to EN 50153 must be observed.

Part no.	Part no. H&S	No. cores x cross-sec. mm <sup>2</sup>	Outer Ø app. mm	Weight app. kg / km	Copper weight kg / km	Part no.	Part no. H&S	No. cores x cross-sec. mm <sup>2</sup>	Outer Ø app. mm	Weight app. kg / km	Copper weight kg / km
11006606	12586151	1 x 2,5	9,7	132	24,0	11006611	12586165	1 x 50	18,3	737	480,0
11006607	12586155	1 x 6	10,9	184	57,6	11006612	12586167	1 x 70	20,7	979	672,0
11006608	12586157	1 x 10	12,0	246	96,0	11006613	12586169	1 x 120	24,4	1458	1152,0
11006609	12586159	1 x 16	13,1	317	153,6	11006614	12586172	1 x 240	32,2	2730	2304,0
11006610	12586163	1 x 35	16,8	574	336,0						

Dimensions and specifications may be changed without prior notice.





### **Halogen-Free, Compact Power Cable**

RADOX® 4 GKW-AX 1800V are compact, flexible power cables that have been developed with minimum cable weights and cable diameters. They meet the high requirements of today's railway industry.

RADOX® 4 GKW-AX 1800V double insulated single core cables are suitable for protected, permanent installation inside and outside rail vehicles in DC and AC technology, especially for converter applications.

# RADOX® 4 GKW-AX Series (1800/3000V)

Overview	Page
RADOX® 4 GKW-AX 1800V M single core cable, unscreened	58
RADOX® 4 GKW-AX 1800V MM S single core cable, screened	59
RADOX® 4 GKW-AX 1800V MM S multi-core cable, screened	60
RADOX® 4 GKW-AX 1800V M J single core cable, unscreened	61



# RADOX® 4 GWK-AX 1800V M

halogen-free, compact power cable



RADOX® 4 GWK-AX 1800V M 1x6 mm<sup>2</sup>

## Technical data

- compliant with the requirements acc. to EN 50264-3-1
- **Temperature range**  
flexible -50°C to +120°C  
fixed -50°C to +120°C
- **Nominal voltage**  
U<sub>0</sub>/U 1800/3000 V
- **Test voltage**  
6500 V
- **Minimum bending radius**  
flexible  
≤ 12 mm 4x Outer-Ø  
> 12 mm 5x Outer-Ø  
fixed  
≤ 12 mm 3x Outer-Ø  
> 12 mm 4x Outer-Ø

## Cable structure

- Copper wire tinned, finely stranded acc. to EN 60228 cl.5
- Core insulation: RADOX® EI 110
- Core identification: white
- Outer sheath: RADOX® EI 109
- Outer sheath colour: see table
- Two-layer insulation made of high-tech polymers with excellent electrical properties

## Properties

- halogen-free and flame-retardant
- very good resistance to: oil, fuel, ozone and weather influences
- cold flexible
- heat resistant
- electron beam cross-linked RADOX® insulation does not melt or flow
- compliant with the essential fire protection standards

## Tests

- BS 6853 category int. Ia, Ib, II/ext. Ia, Ib, II
- DIN 5510-2 fire protection level 1, 2, 3, 4
- EN 45545-2 HL1 - HL3
- NFPA 130
- NF F16-101 classification, category C/F0, int. A1, A2, B/ext. A1, A2, B
- UNI CEI 11170 LR1 - LR4

## Note

- please find further technical information in the H&S product data sheet
- other dimensions and colours on request

## Application

- The cables are intended for fixed installation in rail vehicles or for installation where limited alternating bending stress occurs during operation.
- Specifications concerning the selection and installation of cables are described in the standards EN 50355 and EN 50343.
- For unscreened cables, the specifications according to EN 50153 must be observed.

Part no.	Part no. H&S	No. cores x cross-sec. mm <sup>2</sup>	Outer Ø app. mm	Weight app. kg / km	Copper weight kg / km
35223	84118052	1 x 0,5 BK	2,5	11	4,8
11006746	84118058	1 x 0,5 GY	2,5	11	4,8
11006743	84118053	1 x 0,5 BN	2,5	11	4,8
11006744	84118056	1 x 0,5 BU	2,5	11	4,8
11006745	84118057	1 x 0,5 RD	2,5	11	4,8
11006761	85068090	1 x 0,5 OG	2,5	11	4,8
11006747	84118059	1 x 0,75 BK	2,7	14	7,2
11006763	85070897	1 x 0,75 RD	2,7	14	7,2
34458	12555986	1 x 1 BK	3,0	18	9,6
11006738	12584492	1 x 1 BN	3,0	18	9,6
11006740	12586321	1 x 1 YE	3,0	18	9,6
34459	12536686	1 x 1,5 BK	3,4	24	14,4
11006731	12567226	1 x 1,5 GY	3,4	24	14,4
11006765	85078975	1 x 1,5 BN	3,4	24	14,4
11006723	12543842	1 x 1,5 BU	3,4	24	14,4
11006764	85078973	1 x 1,5 WH	3,4	24	14,4
11006728	12562189	1 x 1,5 YE	3,4	24	14,4
35241	12555769	1 x 1,5 RD	3,4	24	14,4
34460	12536692	1 x 2,5 BK	3,8	34	24,0
11006742	84091279	1 x 2,5 GY	3,8	34	24,0
11006739	12584664	1 x 2,5 BN	3,8	34	24,0
11006760	85067625	1 x 2,5 BU	3,8	34	24,0
11006725	12554310	1 x 2,5 RD	3,8	34	24,0
11006759	85067621	1 x 2,5 YE	3,8	34	24,0
34461	12536694	1 x 4 BK	4,5	52	38,4
34938	85066538	1 x 4 BU	4,5	52	38,4
34940	12559555	1 x 4 RD	4,5	52	38,4
11006750	85023707	1 x 4 WH	4,5	52	38,4
34939	85067561	1 x 4 YE	4,5	52	38,4
34462	12536696	1 x 6 BK	5,2	74	57,6
11006732	12568594	1 x 6 BU	5,2	74	57,6
11006736	12582984	1 x 6 RD	5,2	74	57,6
11006741	84090550	1 x 6 WH	5,2	74	57,6

Part no.	Part no. H&S	No. cores x cross-sec. mm <sup>2</sup>	Outer Ø app. mm	Weight app. kg / km	Copper weight kg / km
11006751	85031740	1 x 6 YE	5,2	74	57,6
34463	12545527	1 x 10 BK	6,4	123	96,0
11006758	85067547	1 x 10 BU	6,4	123	96,0
11006737	12582985	1 x 10 RD	6,4	123	96,0
11006757	85067546	1 x 10 YE	6,4	123	96,0
34464	12545528	1 x 16 BK	8,4	192	153,6
11006755	85067520	1 x 16 BU	8,4	192	153,6
11006729	12566008	1 x 16 RD	8,4	192	153,6
11006756	85067521	1 x 16 YE	8,4	192	153,6
34465	12545529	1 x 25 BK	10,2	288	240,0
11006733	12568968	1 x 25 RD	10,2	288	240,0
34466	12545530	1 x 35 BK	11,7	406	336,0
11006748	85019626	1 x 35 BU	11,7	406	336,0
35201	12568008	1 x 35 RD	11,7	406	336,0
11006749	85019627	1 x 35 YE	11,7	406	336,0
34467	12545531	1 x 50 BK	13,5	561	480,0
11006734	12582459	1 x 50 RD	13,5	561	480,0
34468	12545532	1 x 70 BK	15,8	749	672,0
11006730	12566010	1 x 70 RD	15,8	749	672,0
34469	12545533	1 x 95 BK	17,5	959	912,0
11006735	12582460	1 x 95 RD	17,5	959	912,0
34470	12544522	1 x 120 BK	19,8	1217	1152,0
11006762	85070814	1 x 120 RD	19,8	1217	1152,0
34471	12545534	1 x 150 BK	22,1	1522	1440,0
11006753	85067494	1 x 150 BU	22,1	1522	1440,0
11006752	85067468	1 x 150 RD	22,1	1522	1440,0
11006754	85067495	1 x 150 YE	22,1	1522	1440,0
34472	12544523	1 x 185 BK	24,0	1841	1776,0
11006727	12559659	1 x 185 RD	24,0	1841	1776,0
34752	12547684	1 x 240 BK	27,0	2344	2304,0
11006724	12552906	1 x 300 BK	29,9	2913	2880,0
11006726	12555997	1 x 400 BK	34,1	3885	3840,0

Dimensions and specifications may be changed without prior notice



# RADOX® 4 GKW-AX 1800V MM S

halogen-free, compact double insulated single core cable, screened



## Technical data

- compliant with the requirements acc. to EN 50264-3-1
- **Temperature range**  
flexible -50°C to +120°C  
fixed -50°C to +120°C
- **Nominal voltage**  
U<sub>0</sub>/U 1800/3000 V
- **Test voltage**  
6500 V
- **Minimum bending radius**  
flexible  
≤ 12 mm 4x Outer-Ø  
> 12 mm 5x Outer-Ø  
fixed  
≤ 12 mm 3x Outer-Ø  
> 12 mm 4x Outer-Ø

## Cable structure

- Copper wire tinned, finely stranded acc. to EN 60228 cl.5
- Core insulation: RADOX® EI 110
- Core identification: white
- Inner sheath: RADOX® EI 109
- Inner sheath colour: black
- EMC-Screen: braided screen of tinned copper wires
- Wrapping: plastic belt
- Outer sheath: RADOX® EM 104
- Outer sheath colour: black
- Two-layer insulation made of high-tech polymers with excellent electrical properties

## Properties

- halogen-free and flame-retardant
- very good resistance to: oil, fuel, ozone and weather influences
- cold flexible
- heat resistant
- electron beam cross-linked RADOX® insulation does not melt or flow
- compliant with the essential fire protection standards

## Tests

- GOST 31565 O1.8.1.2.1 (single), P1b.8.1.2.1 (bundle)
- EN 45545-2 HL1 - HL3
- NFPA 130

## Note

- please find further technical information in the H&S product data sheet
- other dimensions on request

## Application

- The cables are intended for fixed installation in rail vehicles or for installation where limited alternating bending stress occurs during operation.
- Specifications concerning the selection and installation of cables are described in the standards EN 50355 and EN 50343.

Part no.	Part no. H&S	No. cores x cross-sec. mm <sup>2</sup>	Outer Ø app. mm	Weight app. kg / km	Copper weight kg / km	Part no.	Part no. H&S	No. cores x cross-sec. mm <sup>2</sup>	Outer Ø app. mm	Weight app. kg / km	Copper weight kg / km
11006787	12556535	1 x 1,5	5,4	51	14,4	34475	12556544	1 x 70	19,5	970	672,0
11006788	12556536	1 x 2,5	6,1	71	24,0	34476	12556545	1 x 95	21,2	1194	912,0
35234	12556537	1 x 4	6,8	92	38,4	11006791	12556546	1 x 120	23,6	1520	1152,0
11006789	12556538	1 x 6	7,7	122	57,6	11006792	12556547	1 x 150	26,2	1880	1440,0
35262	12556539	1 x 10	9,2	186	96,0	34937	12556548	1 x 185	28,2	2197	1776,0
35258	12556540	1 x 16	11,3	278	153,6	35219	12556549	1 x 240	31,4	2727	2304,0
11006790	12556541	1 x 25	13,7	408	240,0	11006793	12558471	1 x 300	34,6	3396	2880,0
35266	12556542	1 x 35	15,1	536	336,0	11006794	84134935	1 x 400	39,5	4800	3840,0
34474	12556543	1 x 50	17,0	706	480,0						

Dimensions and specifications may be changed without prior notice.

# RADOX® 4 GWK-AX 1800V MM S

halogen-free, compact power cable, screened



RADOX® 4 GWK-AX 1800V MM S 3x35+1x10 mm<sup>2</sup>

## Technical data

- compliant with the requirements acc. to EN 50264-3
- **Temperaturbereich**  
flexible -50°C to +120°C  
fixed -50°C to +120°C
- **Nominal voltage**  
U<sub>0</sub>/U 1800/3000 V
- **Test voltage**  
6500 V
- **Minimum bending radius**  
flexible  
≤ 12 mm 4x Outer-Ø  
> 12 mm 5x Outer-Ø  
fixed  
≤ 12 mm 3x Outer-Ø  
> 12 mm 4x Outer-Ø

## Cable structure

- Copper wire tinned, finely stranded acc. to EN 60228 cl.5
- Core insulation: RADOX® EI 110 / EI 109
- Core identification: black cores with consecutive labeling in white digits green-yellow (optional)
- Filler (optional): RADOX® 125 REC
- Wrapping: plastic belt
- EMC-Screen: braided screen of tinned copper wires
- Wrapping: plastic belt
- Outer sheath: RADOX® EM 104
- Outer sheath colour: black
- Two-layer insulation made of high-tech polymers with excellent electrical properties

## Properties

- halogen-free and flame-retardant
- very good resistance to: oil, fuel, ozone and weather influences
- cold flexible
- heat resistant
- electron beam cross-linked RADOX® insulation does not melt or flow
- compliant with the essential fire protection standards

## Tests

- GOST 31565 O1.8.2.1 (single), P1b.8.1.2.1 (bundle)
- EN 45545-2 HL1 - HL3
- NFPA 130

## Note

- please find further technical information in the H&S product data sheet
- other dimensions and colours on request

## Application

- The cables are intended for fixed installation in rail vehicles or for installation where limited alternating bending stress occurs during operation.
- Specifications concerning the selection and installation of cables are described in the standards EN 50355 and EN 50343.

Part no.	Part no. H&S	No. cores x cross-sec. mm <sup>2</sup>	Outer Ø app. mm	Weight app. kg / km	Copper weight kg / km	Part no.	Part no. H&S	No. cores x cross-sec. mm <sup>2</sup>	Outer Ø app. mm	Weight app. kg / km	Copper weight kg / km
11006797	12552642	2 x 1,5	9,6	141	48,8	11006810	12584305	4 x 16	26,6	1334	791,2
11006806	12566644	3 x 1,5	10,5	181	75,3	11006805	12564358	3 x 25	28,4	1537	911,6
11006814	84143442	5 x 1,5	13,4	302	126,8	35156	12563356	4 x 25	33,0	2104	1233,6
11006802	12564185	6 x 1,5	14,6	350	149,3	11006808	12583239	2 x 35	29,8	1600	864,5
11006815	84147192	8 x 1,5	17,4	491	198,6	11006799	12561687	3 x 35	31,7	1998	1228,0
11006809	12583411	2 x 2,5	10,8	193	80,5	34483	12563359	3 x 35 + 1 x 10	33,0	2142	1321,3
11006803	12564186	3 x 2,5	11,6	236	109,3	11006800	12563357	4 x 35	37,2	2733	1671,4
11006812	12586442	4 x 2,5	13,0	300	150,9	34482	12583154	2 x 50	34,3	2174	1260,1
11006807	12568683	4 x 4	15,4	427	213,6	11006801	12563360	3 x 50 + 1 x 10	37,0	2708	1918,2
11006811	12584343	3 x 6	15,4	455	244,7	11006796	12552458	4 x 50	41,7	3600	2220,0
11006813	12586443	4 x 6	17,3	563	303,5	11006816	85002075	2 x 70	39,7	2940	1705,9
11006798	12556070	3 x 10	18,3	661	375,4	34484	12551966	3 x 70 + 1 x 10	41,9	3610	2380,0
11006804	12564357	3 x 16	23,4	1029	597,2	34486	12557169	4 x 70	47,9	4700	3152,0

Dimensions and specifications may be changed without prior notice.



# RADOX® 4 GKW-AX 1800V M J

halogen-free, compact double insulated single core cable for flexible applications



## Technical data

- compliant with the requirements acc. to EN 50264-3-1
- **Temperature range**  
flexible -30°C to +120°C  
fixed -50°C to +120°C
- **Nominal voltage**  
U<sub>0</sub>/U 1800/3000 V
- **Test voltage**  
6500 V
- **Minimum bending radius**  
flexible 10x Outer-Ø  
fixed at bending angle  
> 90° ≤ 10 mm 3x Outer-Ø  
> 90° > 10 mm 4x Outer-Ø  
< 90° all 2x Outer-Ø

## Cable structure

- Copper wire tinned, finely stranded acc. to EN 60228
- Core insulation: RADOX® EI 110
- Core identification: white
- Outer sheath: RADOX® EI 109
- Outer sheath colour: black
- Two-layer insulation made of high-tech polymers with excellent electrical properties

## Properties

- halogen-free and flame-retardant
- very good resistance to: oil, fuel, ozone and weather influences
- cold flexible
- heat resistant
- electron beam cross-linked RADOX® insulation does not melt or flow
- highly flexible

## Tests

- BS 6853, GM/RT 2130 Ia,Ib, II
- DIN 5510-2 fire protection level 1, 2, 3, 4
- EN 45545-2 HL1 - HL3
- NFPA 130
- NF F16-101 classification, category C/F1, int. A1, A2, B/ext. A1, A2, B
- UNI CEI 11170 LR1 - LR4

## Note

- please find further technical information in the H&S product data sheet
- other dimensions and colours on request

## Application

- The cables are intended for fixed installation in rail vehicles or for installation where frequent bending stress without torsional stress occurs during operation.
- Specifications concerning the selection and installation of cables are described in standard EN 50343.
- For unscreened cables, the specifications according to EN 50153 must be observed.

Part no.	Part no. H&S	No. cores x cross-sec. mm <sup>2</sup>	Outer Ø app. mm	Weight app. kg / km	Copper weight kg / km	Part no.	Part no. H&S	No. cores x cross-sec. mm <sup>2</sup>	Outer Ø app. mm	Weight app. kg / km	Copper weight kg / km
34477	12557793	1 x 16	9,1	11	215,0	11006768	12558036	1 x 120	21,2	74	1373,0
11006766	12558031	1 x 25	11,2	14	325,0	11006769	12558037	1 x 150	22,8	123	1681,0
34478	12558032	1 x 35	12,6	18	428,0	34481	12558038	1 x 185	25,5	192	2107,0
11006767	12558033	1 x 50	15,2	24	642,0	11006770	12558039	1 x 240	29,2	288	2656,0
34479	12558034	1 x 70	16,7	34	812,0	11006771	12559787	1 x 300	31,4	406	3236,0
34480	12558035	1 x 95	18,8	52	1035,0	11006772	85079754	1 x 400	32,9	561	4480,0

Dimensions and specifications may be changed without prior notice.

### **Halogen-Free, Compact, Double-Layer Power Cable**

RADOX® 9 GKW-AX 3600V M are compact, flexible power cables, designed with minimum cable weights and cable diameters. They meet the high requirements of today's railway industry. Furthermore, these cables are halogen-free, low-smoke, flame-retardant and have a low toxicity index. It also fulfils the requirements regarding temperature, abrasion, ozone and oil resistance without any problems.

RADOX® 9 GKW-AX 3600V M double insulated single core cables are suitable for protected, permanent installation inside and outside rail vehicles in DC and AC technology, especially for converter applications.



# RADOX<sup>®</sup> 9 GKW-AX Series (3600/6000V)

## Overview

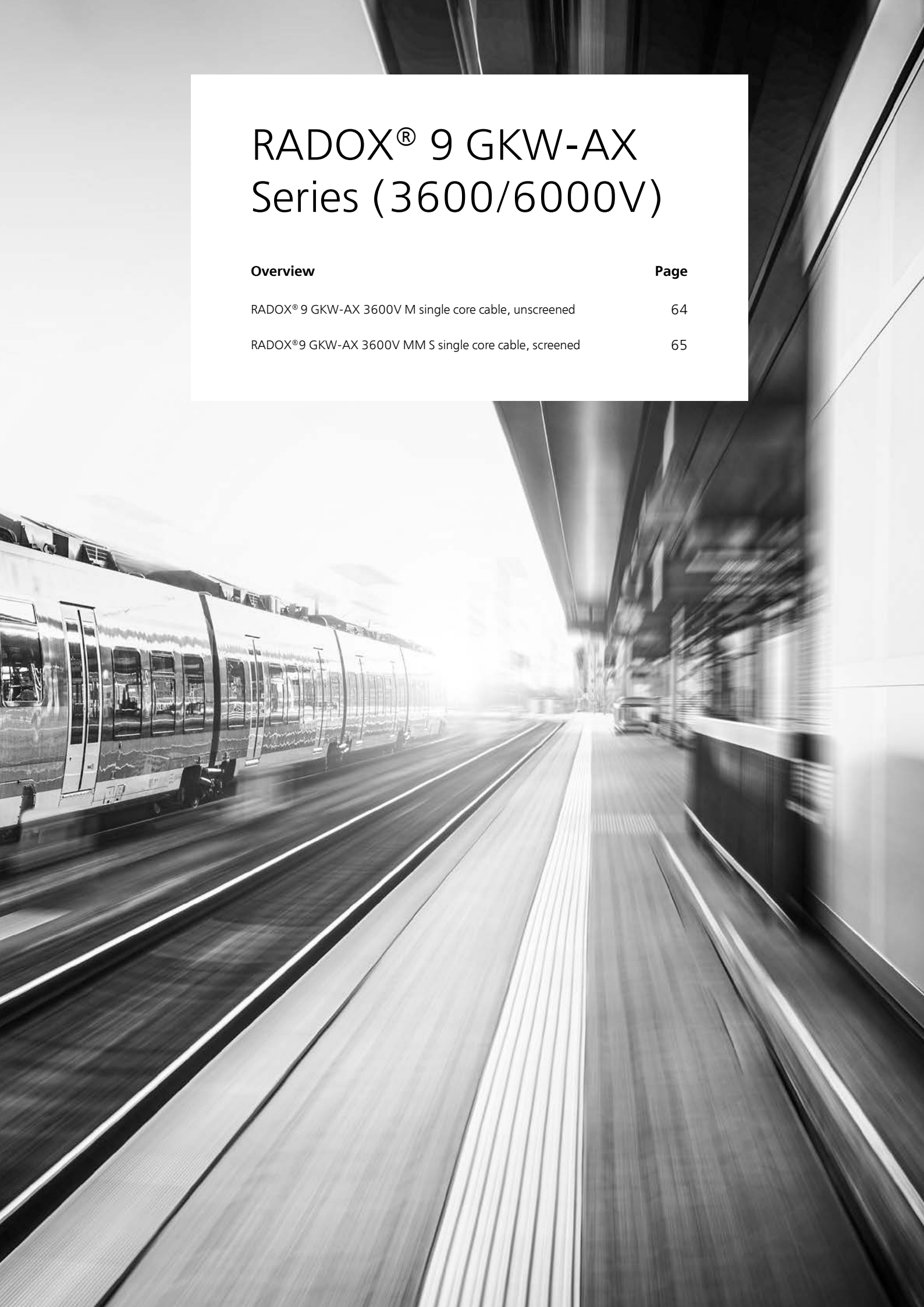
## Page

RADOX<sup>®</sup> 9 GKW-AX 3600V M single core cable, unscreened

64

RADOX<sup>®</sup> 9 GKW-AX 3600V MM S single core cable, screened

65



# RADOX® 9 GKW-AX 3600V M

halogen-free, compact double insulated single core cable



## Technical data

- compliant with the requirements acc. to EN 50264-3-1
- **Temperature range**  
flexible -50°C to +120°C  
fixed -50°C to +120°C
- **Nominal voltage**  
U<sub>0</sub>/U 3600/6000 V
- **Test voltage**  
11000 V
- **Minimum bending radius**  
flexible  
≤ 12 mm 4x Outer-Ø  
> 12 mm 5x Outer-Ø  
fixed  
≤ 12 mm 3x Outer-Ø  
> 12 mm 4x Outer-Ø

## Cable structure

- Copper wire tinned, finely stranded acc. to EN 60228 cl.5
- Core insulation: RADOX® EI 110
- Core identification: red
- Outer sheath: RADOX® EI 109
- Outer sheath colour: black
- Two-layer insulation made of high-tech polymers with excellent electrical properties

## Properties

- halogen-free and flame-retardant
- very good resistance to: oil, fuel, ozone and weather influences
- cold flexible
- heat resistant
- electron beam cross-linked RADOX® insulation does not melt or flow
- compliant with the essential fire protection standards

## Tests

- BS 6853, GM/RT 2130 Ia, Ib, II
- EN 45545-2 HL1 - HL3
- NFPA 130

## Note

- please find further technical information in the H&S product data sheet
- other dimensions and colours on request

## Application

- The cables are intended for fixed installation in rail vehicles or for installation where limited alternating bending stress occurs during operation.
- Specifications concerning the selection and installation of cables are described in the standards EN 50355 and EN 50343.
- For unscreened cables, the specifications according to EN 50153 must be observed.

Part no.	Part no. H&S	No. cores x cross-sec. mm <sup>2</sup>	Outer Ø app. mm	Weight app. kg / km	Copper weight kg / km
34734	12537829	1 x 1,5	4,5	35	14,4
34487	12537830	1 x 2,5	5,1	49	24,0
11006705	12537831	1 x 4	5,7	67	38,4
11000576	12537832	1 x 6	6,3	90	57,6
35216	12545520	1 x 10	7,5	142	96,0
34737	12544525	1 x 16	9,4	213	153,6
35236	12547257	1 x 25	11,0	308	240,0
35199	12547260	1 x 35	12,6	432	336,0
34736	12545521	1 x 50	14,6	598	480,0

Part no.	Part no. H&S	No. cores x cross-sec. mm <sup>2</sup>	Outer Ø app. mm	Weight app. kg / km	Copper weight kg / km
34764	12547262	1 x 70	16,7	802	672,0
34488	12547264	1 x 95	18,7	1024	912,0
34998	12545522	1 x 120	21,0	1290	1152,0
11006706	12547268	1 x 150	23,2	1609	1440,0
35232	12545523	1 x 185	25,0	1921	1776,0
34996	12547678	1 x 240	28,0	2458	2304,0
11006707	12551573	1 x 300	30,8	3044	2880,0
11006722	12564160	1 x 400	35,3	4077	3840,0

Dimensions and specifications may be changed without prior notice.

# RADOX® 9 GKW-AX 3600V MM S

halogen-free, compact double insulated single core cable, screened



## Technical data

- compliant with the requirements acc. to EN 50264-3-1
- **Temperature range**  
flexible -50°C to +120°C  
fixed -50°C to +120°C
- **Nominal voltage**  
U<sub>0</sub>/U 3600/6000 V
- **Test voltage**  
11000 V
- **Minimum bending radius**  
flexible  
≤ 12 mm 4x Outer-Ø  
> 12 mm 5x Outer-Ø  
fixed  
≤ 12 mm 3x Outer-Ø  
> 12 mm 4x Outer-Ø

## Cable structure

- Copper wire tinned, finely stranded acc. to EN 60228 cl.5
- Core insulation: RADOX® EI 110
- Core identification: white
- Inner sheath: RADOX® EI 109
- Inner sheath colour: black
- EMC-Screen: braided screen of tinned copper wires
- Wrapping: plastic belt
- Outer sheath: RADOX® EM 104
- Outer sheath colour: black
- Two-layer insulation made of high-tech polymers with excellent electrical properties

## Properties

- halogen-free and flame-retardant
- very good resistance to: oil, fuel, ozone and weather influences
- cold flexible
- heat resistant
- electron beam cross-linked RADOX® insulation does not melt or flow
- compliant with the essential fire protection standards

## Tests

- DIN 5510-2 fire protection level 1, 2, 3, 4
- EN 45545-2 HL1 - HL3
- NF F16-101 classification, category C/F0, int. A1, A2, B/ext. A1, A2, B
- UNI CEI 11170 LR1 - LR4

## Note

- please find further technical information in the H&S product data sheet
- other dimensions and colours on request

## Application

- The cables are intended for fixed installation in rail vehicles or for installation where limited alternating bending stress occurs during operation.
- Specifications concerning the selection and installation of cables are described in the standards EN 50355 and EN 50343.

Part no.	Part no. H&S	No. cores x cross-sec. mm <sup>2</sup>	Outer Ø app. mm	Weight app. kg / km	Copper weight kg / km	Part no.	Part no. H&S	No. cores x cross-sec. mm <sup>2</sup>	Outer Ø app. mm	Weight app. kg / km	Copper weight kg / km
11006708	12556520	1 x 1,5	6,8	74	18,4	35248	12556528	1 x 50	17,7	740	540,5
11006709	12556521	1 x 2,5	7,6	97	38,2	11006715	12556529	1 x 70	20,2	1018	777,4
11006710	12556522	1 x 4	8,3	121	53,8	11006716	12556530	1 x 95	22,2	1261	1039,8
11006711	12556523	1 x 6	9,1	156	80,5	11006717	12556531	1 x 120	25,3	1585	1291,2
11006712	12556524	1 x 10	10,4	222	127,5	11006718	12556532	1 x 150	27,6	1945	1595,3
11006713	12556525	1 x 16	12,9	354	209,0	11006719	12556533	1 x 185	29,6	2292	1944,4
35227	12556526	1 x 25	14,3	430	283,6	11006720	12556534	1 x 240	32,7	2877	2521,8
11006714	12556527	1 x 35	15,7	557	395,5	11006721	12558472	1 x 300	36,3	3651	3255,3

Dimensions and specifications may be changed without prior notice.





HUBER+SUHNER designs and manufactures a wide product range of RADOX® Jumper cables for data and power transmission.

The design and material selection of RADOX® Jumper cables is specifically tailored to the demanding applications that combine permanent movements and increased fire protection requirements.

# RADOX® JUMPER Series (1800V)

## Overview

## Page

RADOX® JUMPER 1800V M single core cable, unscreened

68

RADOX® JUMPER 1800V OM S T single core cable, screened

69



# RADOX® JUMPER 1800V M

halogen-free, compact double insulated single core cable for flexible applications



## Technical data

- compliant with the requirements acc. to EN 50264-3-1
- **Temperature range**  
flexible -30°C to +110°C  
fixed -50°C to +110°C
- **Nominal voltage**  
U<sub>0</sub>/U 1800/3000 V
- **Test voltage**  
6500 V
- **Minimum bending radius**  
flexible 8x Outer-Ø  
fixed at bending angle  
> 90° ≤ 10 mm 3x Outer-Ø  
> 90° > 10 mm 4x Outer-Ø  
< 90° all 2x Outer-Ø

## Cable structure

- Copper wire tinned, finely stranded acc. to EN 60228 cl.5
- Core insulation: RADOX® EI 110
- Core identification: white
- Outer sheath: RADOX® EM 104J
- Outer sheath colour: black
- Two-layer insulation made of high-tech polymers with excellent electrical properties

## Properties

- halogen-free and flame-retardant
- highly flexible
- mechanically robust, high abrasion resistance
- very good resistance to: oil, fuel, acids, alkalis, ozone and weather influences
- small dimensions
- individually configurable
- compliant with the essential fire protection standards

## Tests

- DIN 5510-2 fire protection level 1, 2, 3, 4
- EN 45545-2 HL1 - HL3
- NFPA 130
- UNI CEI 11170 LR1 - LR4

## Note

- please find further technical information in the H&S product data sheet
- other dimensions and colours on request

## Application

- The cables are intended for installation in rail vehicles where permanent bending stress occurs during operation, e.g. Inter-vehicle jumper cable, bogie drop cable, etc., without torsional stress.
- Specifications concerning the selection and installation of cables are described in standard EN 50343.
- For unscreened cables, the specifications according to EN 50153 must be observed.

Part no.	Part no. H&S	No. cores x cross-sec. mm <sup>2</sup>	Outer Ø app. mm	Weight app. kg / km	Copper weight kg / km
34645	12585829	1 x 16	11,0	257	153,6
34646	84101651	1 x 25	12,5	358	240,0
34748	84097272	1 x 35	13,5	451	336,0
34647	84095698	1 x 50	16,0	666	480,0

Part no.	Part no. H&S	No. cores x cross-sec. mm <sup>2</sup>	Outer Ø app. mm	Weight app. kg / km	Copper weight kg / km
34648	84095709	1 x 70	17,5	838	672,0
34649	84098661	1 x 95	19,5	1061	912,0
34850	84101650	1 x 120	21,5	1381	1152,0

Dimensions and specifications may be changed without prior notice.

# RADOX® JUMPER 1800V OM S T

halogen-free, compact double insulated single core cable for flexible applications, screened



## Technical data

- compliant with the requirements acc. to EN 50264-3-1
- **Temperature range**  
flexible -30°C to +110°C  
fixed -50°C to +110°C
- **Nominal voltage**  
U<sub>0</sub>/U 1800/3000 V
- **Test voltage**  
6500 V
- **Minimum bending radius**  
flexible 10x Outer-Ø  
fixed at bending angle  
> 90° ≤ 10 mm 3x Outer-Ø  
> 90° > 10 mm 4x Outer-Ø  
< 90° all 2x Outer-Ø

## Cable structure

- Copper wire tinned, finely stranded acc. to EN 60228 cl.5
- Core insulation: RADOX® EI 110
- Core identification: white
- Inner sheath: RADOX® EI 109
- Inner sheath colour: black
- EMC-Screen: braided screen of tinned copper wires
- Wrapping: textile braid
- Outer sheath: RADOX® EM 104J
- Outer sheath colour: black
- Two-layer insulation made of high-tech polymers with excellent electrical properties

## Properties

- halogen-free and flame-retardant
- highly flexible
- mechanically robust, high abrasion resistance
- very good resistance to: oil, fuel, acids, alkalis, ozone and weather influences
- small dimensions
- individually configurable
- compliant with the essential fire protection standards

## Tests

- DIN 5510-2 fire protection level 1, 2, 3, 4
- EN 45545-2 HL1 - HL3
- UNI CEI 11170 LR1 - LR4

## Note

- please find further technical information in the H&S product data sheet
- other dimensions and colours on request

## Application


- The cables are intended for installation in rail vehicles where permanent bending stress occurs during operation, e.g. Inter-vehicle jumper cable, bogie drop cable etc., without torsional stress.
- Specifications concerning the selection and installation of cables are described in standard EN 50343.
- For unscreened cables, the specifications according to EN 50153 must be observed.

Part no.	Part no. H&S	No. cores x cross-sec. mm <sup>2</sup>	Outer Ø app. mm	Weight app. kg / km	Copper weight kg / km
34848	12585831	1 x 50	21,0	933	570,8
34749	12585837	1 x 70	22,5	1134	773,3

Part no.	Part no. H&S	No. cores x cross-sec. mm <sup>2</sup>	Outer Ø app. mm	Weight app. kg / km	Copper weight kg / km
34849	84101653	1 x 95	24,5	1390	1030,0

Dimensions and specifications may be changed without prior notice.





HUBER+SUHNER develops and produces a wide product range of RADOX® Databus cables. These data bus cables have been specially developed for the demanding requirements of the railway market.

The product range includes:

**90 Ohm cable** • RADOX® USB 2.0

**100 Ohm cable** • RADOX® 100 Ohm  
• RADOX® Railcat CAT5e  
• RADOX® Railcat CAT7

**120 Ohm cable** • RADOX® MVB – Databus cable (multi vehicle bus)  
• RADOX® UIC – Databus cable (international union of railways)  
• RADOX® WTB – Databus cable (wire train bus)  
• RADOX® CAN – Databus cable (controller area networks)





# RADOX<sup>®</sup> RAILCAT / RAILDAT / DATABUS

## Overview

## Page

RADOX <sup>®</sup> RAILCAT CAT5e 100 Ohm 4 × 0,5 qmm XM S E	72
RADOX <sup>®</sup> RAILCAT CAT5e 100 Ohm 4 × 22 AWG XM S	73
RADOX <sup>®</sup> RAILCAT CAT5e 100 Ohm 4 × 22 AWG XM S RW	74
RADOX <sup>®</sup> RAILCAT CAT7 100 Ohm 4 x (2 x 24 AWG) XM S	75
RADOX <sup>®</sup> RAILDAT 120 Ohm XM S MVB	76
RADOX <sup>®</sup> DATABUS 120 Ohm XM S EN	77
RADOX <sup>®</sup> RAILDAT 120 Ohm XM S WTB	78
RADOX <sup>®</sup> DATABUS 120 Ohm XM S EN	79

# RADOX® RAILCAT CAT5e 100 OHM 4x0.5 mm<sup>2</sup> XM S E

developed and tested for use in railway applications



RADOX® RAILCAT CAT5e 100 OHM XM S E 4x0,5 mm<sup>2</sup>

## Technical data

- compliant with the requirements acc. to EN 50288-2-2 and IEC 61156-6
- Temperature range**  
-40°C to +90°C
- Nominal voltage**  
U<sub>0</sub>/U 300 V
- Test voltage**  
2000 V
- DC resistance @ +20°C**  
40.1 Ω/km
- Unbalance resistance @ +20°C**  
≤ 1.1 Ω/km
- Transfer impedance**  
f ≤ 30 MHz 200 MΩ/m
- Impedance**  
f = 100 MHz 100 ± 5 Ω
- Mutual capacitance**  
core/core ≤ 56 pF/m  
core/screen ≤ 100 pF/m
- rel. **propagation velocity**  
66%
- Minimum bending radius**  
fixed 6x Outer-Ø

## Cable structure

- Copper wire tinned
- Core insulation: RADOX® COM
- Core identification:  
white-blue, orange-yellow
- Cross section: 4x0,5 mm<sup>2</sup>
- EMC-Screen: plastic-coated aluminium foil (overall)
- EMC-Screen: braided screen of tinned copper wires (overall)
- Outer sheath: RADOX® EM 104
- Outer sheath colour: see table

## Properties

- halogen-free and flame-retardant
- very good resistance to: oil, fuel, ozone and weather influences
- cold flexible
- heat resistant
- electron beam cross-linked RADOX® insulation does not melt or flow
- compliant with the essential fire protection standards

## Tests

- EN 45545-2 HL1 - HL3
- NFPA 130

## Note

- please find further technical information in the H&S product data sheet
- other dimensions and colours on request

## Application

- The cables are intended for fixed installation in rail vehicles or for installation where limited alternating bending stress occurs during operation.
- Specifications concerning the selection and installation of cables are described in standard EN 50343.

Part no.	Part no. H&S	No. cores x cross-sec. mm <sup>2</sup>	Outer Ø app. mm	Weight app. kg / km	Copper weight kg / km	Part no.	Part no. H&S	No. cores x cross-sec. mm <sup>2</sup>	Outer Ø app. mm	Weight app. kg / km	Copper weight kg / km
11006071	12585489	4 x 0,5 BK	8,3	102	40,1	11006075	85068349	4 x 0,5 BU	8,3	102	40,1

Dimensions and specifications may be changed without prior notice.

# RADOX® RAILCAT CAT5e 100 OHM 4x22 AWG XM S

developed and tested for use in railway applications



RADOX® RAILCAT CAT5e 100 OHM XM S E 4x22 AWG

## Technical data

- compliant with the requirements acc. to EN 50288-2-2 and IEC 61156-6
- Temperature range**  
-40°C to +90°C
- Nominal voltage**  
 $U_0/U$  300 V
- Test voltage**  
2000 V
- DC resistance** @ +20°C  
54.4  $\Omega$ /km
- Unbalance resistance** @ +20°C  
 $\leq 1.1 \Omega$ /km
- Transfer impedance**  
 $f \leq 30$  MHz 200 M $\Omega$ /m
- Impedance**  
 $f = 100$  MHz  $100 \pm 5 \Omega$
- Mutual capacitance**  
core/core  $\leq 56$  pF/m  
core/screen  $\leq 100$  pF/m
- rel. **propagation velocity**  
66%
- Minimum bending radius**  
flexible 10x Outer- $\emptyset$   
fixed 6x Outer- $\emptyset$

## Cable structure

- Copper wire, silver-plated (Part no. 34860, tinned)
- Core insulation: RADOX® COM
- Core identification:  
white-blue, orange-yellow
- Cross section: 4x22 AWG
- EMC-Screen: plastic-coated aluminium foil (overall)
- EMC-Screen: braided screen of tinned copper wires (overall)
- Outer sheath: RADOX® EM 104
- Outer sheath colour: see table

## Properties

- halogen-free and flame-retardant
- very good resistance to: oil, fuel, ozone and weather influences
- cold flexible
- heat resistant
- electron beam cross-linked RADOX® insulation does not melt or flow
- compliant with the essential fire protection standards

## Tests

- EN 45545-2 HL1 - HL3
- NFPA 130

## Note

- please find further technical information in the H&S product data sheet
- other dimensions and colours on request

## Application

- The cables are intended for fixed installation in rail vehicles or for installation where limited alternating bending stress occurs during operation.
- Specifications concerning the selection and installation of cables are described in standard EN 50343.

Part no.	Part no. H&S	No. cores x cross-sec. mm <sup>2</sup>	Outer $\emptyset$ app. mm	Weight app. kg / km	Copper weight kg / km	Part no.	Part no. H&S	No. cores x cross-sec. mm <sup>2</sup>	Outer $\emptyset$ app. mm	Weight app. kg / km	Copper weight kg / km
34762	12568935	4 x 22 AWG BK	7,3	81	28,9	34860	84142178	4 x 22 AWG BU	7,3	81	25,6
11006073	85068347	4 x 22 AWG BU	7,3	81	28,9	11006070	12583107	4 x 2 x 22 AWG BK	8,1	173	90,8

Dimensions and specifications may be changed without prior notice.

# RADOX® RAILCAT CAT5e 100 OHM 4x22 AWG XM S RW

developed and tested for use in railway applications



RADOX® RAILCAT CAT5e XM S RW 4x22 AWG

## Technical data

- compliant with the requirements acc. to EN 50288-2-2 and IEC 61156-6
- **Temperature range**  
-40°C to +90°C
- **Nominal voltage**  
U<sub>0</sub>/U 300 V
- **Test voltage**  
2000 V
- **DC resistance** @ +20°C  
54,4 Ω/km
- **Unbalance resistance** @ +20°C  
≤ 1,1 Ω/km
- **Transfer impedance**  
f ≤ 30 MHz 200 MΩ/m
- **Impedance**  
f = 100 MHz 100 ± 5 Ω
- **Mutual capacitance**  
core/core ≤ 56 pF/m  
core/screen ≤ 100 pF/m
- rel. **propagation velocity**  
75%
- **Minimum bending radius**  
fixed 6x Outer-Ø

## Cable structure

- Copper wire, silver-plated (Part no. 11006072, tinned)
- Core insulation: RADOX® FOAM
- Core identification: white-blue, orange-yellow
- Cross section: 4x22 AWG
- EMC-Screen: plastic-coated aluminium foil (overall)
- EMC-Screen: braided screen of tinned copper wires (overall)
- Outer sheath: RADOX® EM 104
- Outer sheath colour: see table

## Properties

- halogen-free and flame-retardant
- very good resistance to: oil, fuel, ozone and weather influences
- cold flexible
- heat resistant
- electron beam cross-linked RADOX® insulation does not melt or flow
- compliant with the essential fire protection standards

## Tests

- EN 45545-2 HL1 - HL3
- NFPA 130

## Note

- please find further technical information in the H&S product data sheet
- other dimensions and colours on request

## Application

- The cables are intended for fixed installation in rail vehicles or for installation where limited alternating bending stress occurs during operation.
- Specifications concerning the selection and installation of cables are described in standard EN 50343.

Part no.	Part no. H&S	No. cores x cross-sec. mm <sup>2</sup>	Outer Ø app. mm	Weight app. kg / km	Copper weight kg / km
34650	12584038	4 x 22 AWG BK	6,6	70	26,4
11006074	85068348	4 x 22 AWG BU	6,6	70	26,4

Part no.	Part no. H&S	No. cores x cross-sec. mm <sup>2</sup>	Outer Ø app. mm	Weight app. kg / km	Copper weight kg / km
11006072	85065038	4 x 22 AWG BU	6,6	70	26,9

Dimensions and specifications may be changed without prior notice.

# RADOX® RAILCAT CAT7

data bus cable for Ethernet network up to 10 Gigabit



RADOX® RAILCAT CAT7 XM S 4x(2x24AWG)

## Technical data

- compliant with the requirements acc. to EN 50288-4-2 and IEC 61156-6 Cat. 7
- **Temperature range**  
flexible -25°C to +70°C  
fixed -50°C to +70°C
- **Nominal voltage**  
 $U_0/U$  125 V
- **Test voltage**  
1000 V
- **DC resistance @ +20°C**  
95  $\Omega$ /km
- **Unbalance resistance @ +20°C**  
 $\leq 1,1 \Omega$ /km
- **Impedance**  
 $f = 100 \text{ MHz}$   $100 \pm 5 \Omega$
- **Mutual capacitance**  
core/core  $\leq 50 \text{ pF/m}$   
core/screen  $\leq 80 \text{ pF/m}$
- rel. **propagation velocity**  
75%
- **Minimum bending radius**  
flexible 10x Outer- $\emptyset$   
fixed 4x Outer- $\emptyset$

## Cable structure

- Copper wire tinned AWG 24 (7x32AWG)
- Core insulation: RADOX® FOAM
- 4x2x24 AWG stranded
- 2 cores stranded
- Core identification:  
Pair A: white/orange - orange  
Pair B: white/green - green  
Pair C: white/brown - brown  
Pair D: white/blue - blue
- EMC-Screen: plastic-coated aluminium foil (over the pairs)
- EMC-Screen: braided screen of tinned copper wires (overall)
- Outer sheath: RADOX® EM 104
- Outer sheath colour: blue

## Properties

- halogen-free and flame-retardant
- very good resistance to: oil, fuel, ozone and weather influences
- cold flexible
- heat resistant
- electron beam cross-linked RADOX® insulation does not melt or flow
- compliant with the essential fire protection standards

## Tests

- BS 6853, GM/RT 2130 Ia, Ib, II
- EN 45545-2 HL1 - HL3
- NFPA 130

## Note

- please find further technical information in the H&S product data sheet
- other dimensions and colours on request

## Application

- The cables are intended for fixed installation in rail vehicles or for installation where limited alternating bending stress occurs during operation.
- Specifications concerning the selection and installation of cables are described in standard EN 50343.

Part no.	Part no. H&S	No. cores x cross-sec. mm <sup>2</sup>	Outer $\emptyset$ app. mm	Weight app. kg / km	Copper weight kg / km
35144	84124806	4 x (2 x 24 AWG)	8,1	88	38,0

Dimensions and specifications may be changed without prior notice.



# RADOX® RAILDAT 120 OHM XM S MVB

symmetrical 120 Ohm data cables with very good transmission properties at high frequencies



RADOX® RAILDAT 120 OHM XM S MVB 2x0,5 mm<sup>2</sup>

## Technical data

- compliant with the requirements acc. to IEC 61375-3-1
- **Temperature range**  
fixed -50°C to +90°C
- **Nominal voltage**  
U<sub>0</sub>/U 300 V
- **Test voltage**  
2000 V
- **DC resistance** @ +20°C  
0.5 mm<sup>2</sup> < 40,1 Ω/km
- **Impedance**  
f = 0.75...3 MHz 120 Ω ± 12
- **Mutual capacitance**  
core/core ≤ 46 pF/m
- **Capacity unbalance to the screen**  
f = 1.5 MHz ≤ 1.5 pF/m
- **Wave attenuation nom.**  
f = 1.5 MHz 15 dB/km
- **Minimum bending radius**  
flexible 5x Outer-Ø  
fixed 3x Outer-Ø

## Cable structure

- Copper wire tinned, acc. to EN 60228 cl.5
- Cross section: 0.5 mm<sup>2</sup>
- Core insulation: RADOX® FOAM
- Additional core: 0.5 mm<sup>2</sup>
- Core insulation: RADOX® EI 303
- Cores twisted in pairs
- EMC-Screen: plastic-coated aluminium foil (over the pairs)
- EMC-Screen: braided screen of tinned copper wires (overall)
- Outer sheath: RADOX® EM 104
- Outer sheath colour: turquoise

## Properties

- halogen-free and flame-retardant
- very good resistance to: oil, fuel, ozone and weather influences
- cold flexible
- heat resistant
- electron beam cross-linked RADOX® insulation does not melt or flow
- compliant with the essential fire protection standards

## Tests

- EN 45545-2 HL1 - HL3
- NFPA 130
- GOST 31565

## Note

- please find further technical information in the H&S product data sheet
- other dimensions and colours on request

## Application

- The cables are intended for fixed installation in rail vehicles or for installation where limited alternating bending stress occurs during operation.
- Specifications concerning the selection and installation of cables are described in standard EN 50343.

Part no.	Part no. H&S	No. cores x cross-sec. mm <sup>2</sup>	Outer Ø app. mm	Weight app. kg / km	Copper weight kg / km
11022950	85114509	2 x 0,5	7,4	72	27,1
11022951	85114508	2 x 0,5 + 0,5	7,4	76	31,9
11022952	85141959	2 x 2 x 0,5	11,4	158	48,3

Part no.	Part no. H&S	No. cores x cross-sec. mm <sup>2</sup>	Outer Ø app. mm	Weight app. kg / km	Copper weight kg / km
11022953	85141960	2 x 2 x 0,5 + 2 x 0,5	11,4	169	57,9
11022955	85109096	4 x 0,5	8,4	98	36,8
11022956	85140715	4 x 0,5 + 4 x 0,25	8,4	103	46,6

Dimensions and specifications may be changed without prior notice.

# RADOX® DATABUS 120 OHM XM S EN

symmetrical 120 Ohm data cables with very good transmission properties at high frequencies



## Technical data

- compliant with the requirements acc. to EN 45545-2
- **Temperature range**  
fixed -50°C to +90°C
- **Nominal voltage**  
U<sub>0</sub>/U 300 V
- **Test voltage**  
2000 V
- **DC resistance @ +20°C**  
0.5 mm<sup>2</sup> < 40.1 Ω/km  
0.25 mm<sup>2</sup> < 90.1 Ω/km
- **Impedance**  
f = 0.75...3 MHz 120 Ω ± 12
- **Mutual capacitance**  
core/core ≤ 46 pF/m
- **Capacity unbalance to the screen**  
f = 1.5 MHz ≤ 1,5 pF/m
- **Wave attenuation nom.**  
f = 1.5 MHz 15 dB/km
- **Minimum bending radius**  
flexible 5x Outer-Ø  
fixed 3x Outer-Ø

## Cable structure

- Copper wire tinned, acc. to EN 60228 cl.5, 19x0.18 mm
- Cross section: 0.5 mm<sup>2</sup>
- Core insulation: RADOX® FOAM
- Additional core: 0.5 mm<sup>2</sup>
- Core insulation: RADOX® EI 303
- Cores twisted in pairs
- EMC-Screen: braided screen of tinned copper wires (overall)
- Outer sheath: RADOX® EM 104
- Outer sheath colour: turquoise

## Properties

- halogen-free and flame-retardant
- very good resistance to: oil, fuel, ozone and weather influences
- cold flexible
- heat resistant
- electron beam cross-linked RADOX® insulation does not melt or flow
- compliant with the essential fire protection standards

## Tests

- EN 45545-2 HL1 - HL3

## Note

- please find further technical information in the H&S product data sheet
- other dimensions and colours on request

## Application

- The cables are intended for fixed installation in rail vehicles or for installation where limited alternating bending stress occurs during operation.
- Specifications regarding selection and installation of the cables are described in standard EN 50343.

Part no.	Part no. H&S	No. cores x cross-sec. mm <sup>2</sup>	Outer Ø app. mm	Weight app. kg / km	Copper weight kg / km	MVB	CAN	RS-485
11002035	85004176	2 x 0,5	7,8	76	23,9	X	X	X
11002032	84138531	2 x 0,5 + 0,5	7,8	80	28,7	X	X	X
11002034	85003600	2 x 2 x 0,5	11,5	175	54,1	X	X	X
11002036	85004177	2 x 2 x 0,5 + 2 x 0,5	11,5	190	71,0	X	X	-
11002033	85001338	4 x 0,5	8,2	90	38,3	X	X	X
11002037	85004187	4 x 0,5 + 4 x 0,25	8,2	102	50,3	X	-	-

Dimensions and specifications may be changed without prior notice.

# RADOX® RAILDAT 120 OHM XM S WTB

symmetrical 120 Ohm data cables with very good transmission properties at high frequencies



RADOX® RAILDAT 120 OHM XM S WTB 2x0,75 mm<sup>2</sup>

## Technical data

- compliant with the requirements acc. to IEC 61375-3-1
- **Temperature range**  
fixed -50°C to +90°C
- **Nominal voltage**  
U<sub>0</sub>/U 300 V
- **Test voltage**  
2000 V
- **DC resistance** @ +20°C  
26,7 Ω/km
- **Transfer impedance**  
f ≤ 20 MHz 20 MΩ/m
- **Impedance**  
f = 100 MHz 120 ± 12 Ω
- **Mutual capacitance**  
core/core ≤ 65 pF/m
- **Minimum bending radius**  
flexible 5x Outer-Ø  
fixed 3x Outer-Ø

## Cable structure

- Copper wire tinned, acc.to EN 50303-2, 19x0.23 mm
- Cross section: 0.75 mm<sup>2</sup>
- Core insulation: RADOX® FOAM
- EMC-Screen: plastic-coated aluminium foil (over the pairs)
- EMC-Screen: braided screen of tinned copper wires (overall)
- Outer sheath: RADOX® EM 104
- Outer sheath colour: turquoise

## Properties

- halogen-free and flame-retardant
- very good resistance to: oil, fuel, ozone and weather influences
- cold flexible
- heat resistant
- electron beam cross-linked RADOX® insulation does not melt or flow
- compliant with the essential fire protection standards

## Tests

- EN 45545-2 HL1 - HL3
- NFPA 130
- GOST 31565

## Note

- please find further technical information in the H&S product data sheet
- other dimensions and colours on request

## Application

- The cables are intended for fixed installation in rail vehicles or for installation where limited alternating bending stress occurs during operation.
- Specifications concerning the selection and installation of cables are described in standard EN 50343.

Part no.	Part no. H&S	No. cores x cross-sec. mm <sup>2</sup>	Outer Ø app. mm	Weight app. kg / km	Copper weight kg / km
11022957	85114510	2 x 0,75	8,5	99	40,9

Part no.	Part no. H&S	No. cores x cross-sec. mm <sup>2</sup>	Outer Ø app. mm	Weight app. kg / km	Copper weight kg / km
11022958	85141958	2 x 2 x 0,75	12,8	193	69,2

Dimensions and specifications may be changed without prior notice.

# RADOX® DATABUS 120 OHM XM S EN

symmetrical 120 Ohm data cables with very good transmission properties at high frequencies



## Technical data

- compliant with the requirements acc. to EN 45545-2
- **Temperature range**  
fixed -50°C to +90°C
- **Nominal voltage**  
U<sub>0</sub>/U 300 V
- **Test voltage**  
2000 V
- **DC resistance @ +20°C**  
26.7 Ω/km
- **Unbalance resistance @ +20°C**  
≤ 1.1 Ω/km
- **Impedance**  
f = 0.5...2 MHz 120 Ω
- **Mutual capacitance**  
core/core ≤ 46 pF/m
- **Minimum bending radius**  
flexible 5x Outer-Ø  
fixed 4x Outer-Ø

## Cable structure

- Copper wire tinned, acc. to EN 50303-2, 19x0.23 mm
- Cross section: 0.75 mm<sup>2</sup>
- Core insulation: RADOX® FOAM
- EMC-Screen: braided screen of tinned copper wires (overall)
- Outer sheath: RADOX® EM 104
- Outer sheath colour: turquoise

## Properties

- halogen-free and flame-retardant
- very good resistance to: oil, fuel, ozone and weather influences
- cold flexible
- heat resistant
- electron beam cross-linked RADOX® insulation does not melt or flow
- compliant with the essential fire protection standards

## Tests

- DIN 5510-2 fire protection level 1, 2, 3, 4
- EN 45545-2 HL1 - HL3
- UNI CEI 11170 LR1 - LR4

## Note

- please find further technical information in the H&S product data sheet
- other dimensions and colours on request

## Application

- The cables are intended for fixed installation in rail vehicles or for installation where limited alternating bending stress occurs during operation.
- Specifications concerning the selection and installation of cables are described in standard EN 50343.

Part no.	Part no. H&S	No. cores x cross-sec. mm <sup>2</sup>	Outer Ø app. mm	Weight app. kg / km	Copper weight WTB kg / km	UIC
35265	84138532	2 x 0,75	8,5	94	40,1	X X
11004306	85001288	2 x 2 x 0,75	12,8	200	61,1	X X

Dimensions and specifications may be changed without prior notice.



### **Fire-resistant**

Effective and economical - use RADOX® FR cables where maximum safety is required. RADOX® FR cables guarantee insulation integrity in the event of a fire.





# RADOX<sup>®</sup> FR Cables

## Overview

## Page

RADOX <sup>®</sup> 3 GWK 300V M FR RW single core cable	82
RADOX <sup>®</sup> 3 GWK 300V MM FR RW multi-core cable	83
RADOX <sup>®</sup> 3 GWK 300V MM S FR RW multi-core cable, screened	84
RADOX <sup>®</sup> 3 GWK 600V FR single core cable	85
RADOX <sup>®</sup> 3 GWK 600V XM FR multi-core cable	86
RADOX <sup>®</sup> 4 GWK-AX 1800V M FR single core cable	87

# RADOX® 3 GWK 300V M FR RW

halogen-free, compact power cable with insulation retention



RADOX® 3 GWK 300V M FR RW 1x2,5 mm<sup>2</sup>

## Technical data

- thin-walled cores with flame barrier
- compact and weight-optimised / small bending radii
- **Temperature range**  
-50°C to +120°C
- **Nominal voltage**  
U<sub>0</sub>/U 300/500 V
- **Test voltage**  
2000 V
- **Minimum bending radius**  
flexible 5x Outer-Ø  
fixed 4x Outer-Ø

## Cable structure

- Copper wire tinned, finely stranded acc. to EN 60228 cl.5
- Flame barrier: MICA tape
- Core insulation: RADOX® EI 201
- Core identification: grey

## Properties

- halogen-free and flame-retardant
- very good resistance to: oil, fuel, ozone and weather influences
- cold flexible
- heat resistant
- electron beam cross-linked RADOX® insulation does not melt or flow
- compliant with the essential fire protection standards

## Tests

- EN 50200  
Insulation in case of fire 120 min.
- EN 45545-2 HL1 - HL3

## Note

- please find further technical information in the H&S product data sheet
- other dimensions and colours on request

## Application

- The cores are intended for fixed installation in rail vehicles or for installation where limited alternating bending stress occurs during operation.
- Specifications concerning the selection and installation of cables are described in the standards EN 50355 and EN 50343.

Part no.	Part no. H&S	No. cores x cross-sec. mm <sup>2</sup>	Outer Ø app. mm	Weight app. kg / km	Copper weight kg / km
11022989	12564622	1 x 1 GY	2,3	11	7,2
11006295	12564873	1 x 1,5 GY	2,5	13	9,6

Part no.	Part no. H&S	No. cores x cross-sec. mm <sup>2</sup>	Outer Ø app. mm	Weight app. kg / km	Copper weight kg / km
11006292	12564623	1 x 2,5 GY	2,8	19	14,4
11006293	12564625	1 x 4 GY	3,2	28	24,0

Dimensions and specifications may be changed without prior notice.

# RADOX® 3 GWK 300V MM FR RW

halogen-free, compact power cable with insulation retention



RADOX® 3 GWK 300V MM FR RW 7x0,75 mm<sup>2</sup>

## Technical data

- multi-core cable with flame barrier
- compact and weight-optimised / small bending radii
- **Temperature range**  
flexible -40°C to +120°C  
fixed -50°C to +120°C
- **Nominal voltage**  
U<sub>0</sub>/U 300/500 V
- **Test voltage**  
2000 V
- **Minimum bending radius**  
flexible  
≤ 10 mm 5x Outer-Ø  
> 10 mm 6x Outer-Ø  
fixed  
≤ 10 mm 3x Outer-Ø  
> 10 mm 4x Outer-Ø

## Cable structure

- Copper wire tinned, finely stranded acc. EN 60228 cl.5
- Flame barrier: MICA tape
- Core insulation: RADOX® EI 201
- Core identification: grey cores with consecutive labeling in black digits
- Filler (optional): RADOX® 125 REC
- Wrapping: plastic belt
- Outer sheath: RADOX® EM 104
- Outer sheath colour: black

## Properties

- halogen-free and flame-retardant
- very good resistance to: oil, fuel, ozone and weather influences
- cold flexible
- heat resistant
- electron beam cross-linked RADOX® insulation does not melt or flow
- compliant with the essential fire protection standards

## Tests

- EN 50200 / 50362  
Insulation in case of fire 30 min.
- EN 45545-2 HL1 - HL3
- NFPA 130

## Note

- G = with protective conductor GN-YE
- please find further technical information in the H&S product data sheet
- other dimensions and colours on request

## Application

- The cables are intended for fixed installation in rail vehicles or for installation where limited alternating bending stress occurs during operation.
- Specifications concerning the selection and installation of cables are described in the standards EN 50355 and EN 50343.

Part no.	Part no. H&S	No. cores x cross-sec. mm <sup>2</sup>	Outer Ø app. mm	Weight app. kg / km	Copper weight kg / km	Part no.	Part no. H&S	No. cores x cross-sec. mm <sup>2</sup>	Outer Ø app. mm	Weight app. kg / km	Copper weight kg / km
11006311	12567511	3 x 0,5	5,8	49	14,4	11006313	12568269	5 G 1,5	9,5	150	72,0
11006306	12564979	26 x 0,5	14,7	300	124,8	11006308	12566341	6 x 1,5	10,5	170	86,4
11006307	12565262	2 x 0,75	5,9	40	14,4	11006303	12564630	7 G 1,5	10,3	196	100,8
34453	12564977	4 x 0,75	7,0	75	28,8	11006314	12568270	12 G 1,5	13,8	320	172,8
34656	84116808	7 x 0,75	8,5	111	50,4	11006304	12564631	25 G 1,5	19,6	630	360,0
34454	12565263	8 x 0,75	9,3	130	57,6	11006312	12567870	37 G 1,5	25,6	882	532,8
11006310	12566547	2 x 1	6,5	61	19,2	11006315	12568271	3 G 2,5	8,5	140	72,0
11006302	12564629	2 x 1,5	7,1	81	28,8	11006316	12568407	12 G 2,5	15,9	460	288,0
11006309	12566342	3 x 1,5	7,7	99	43,2	11006305	12564632	25 G 2,5	22,2	900	600,0

Dimensions and specifications may be changed without prior notice.

# RADOX® 3 GWK 300V MM S FR RW

halogen-free, compact power cable with insulation retention, screened



RADOX® 3 GWK 300V MM S FR RW 6x0,75 mm<sup>2</sup>

## Technical data

- multi-core cable with flame barrier
- compact and weight-optimised / small bending radii
- **Temperature range**  
flexible -50°C to +120°C  
fixed -50°C to +120°C
- **Nominal voltage**  
U<sub>0</sub>/U 300/500 V
- **Test voltage**  
2000 V
- **Minimum bending radius**  
flexible  
≤ 10 mm 5x Outer-Ø  
> 10 mm 6x Outer-Ø  
fixed  
≤ 10 mm 3x Outer-Ø  
> 10 mm 4x Outer-Ø

## Cable structure

- Copper wire tinned, finely stranded acc. to EN 60228 cl.5
- Flame barrier: MICA tape
- Core insulation: RADOX® EI 201
- Core identification: grey cores with consecutive labeling in black digits
- Filler (optional): RADOX® 125 REC
- EMC-Screen: braided screen of tinned copper wires
- Wrapping: plastic belt
- Outer sheath: RADOX® EM 104
- Outer sheath colour: black

## Properties

- halogen-free and flame-retardant
- very good resistance to: oil, fuel, ozone and weather influences
- cold flexible
- heat resistant
- electron beam cross-linked RADOX® insulation does not melt or flow
- compliant with the essential fire protection standards

## Tests

- EN 50200  
Insulation in case of fire 30 min.
- EN 45545-2 HL1 - HL3
- NFPA 130
- GOST 31565

## Note

- G = with protective conductor GN-YE
- please find further technical information in the H&S product data sheet
- other dimensions and colours on request

## Application

- The cables are intended for fixed installation in rail vehicles or for installation where limited alternating bending stress occurs during operation.
- Specifications concerning the selection and installation of cables are described in the standards EN 50355 and EN 50343.

Part no.	Part no. H&S	No. cores x cross-sec. mm <sup>2</sup>	Outer Ø app. mm	Weight app. kg / km	Copper weight kg / km
11006477	12566709	2 x 0,5	6,0	61	20,8
11006478	12566714	2 x 2 x 0,5	10,1	136	51,5
11006486	12585599	3 x 2 x 0,5	10,5	156	66,0
11006484	12585096	4 x 2 x 0,5	12,5	214	92,9
11006479	12567021	6 x 2 x 0,5	15,2	306	90,0
11006471	12566367	7 x 2 x 0,5	13,6	264	105,0
35318	12564627	2 x 0,75	6,4	65	25,5
11006480	12567873	3 x 0,75	7,5	81	38,9
34455	12564628	4 x 0,75	7,5	96	49,0
11006481	12568276	6 x 0,75	9,0	139	71,6
34456	12566544	8 x 0,75	10,2	172	90,8
11006469	12566278	12 x 0,75	12,4	252	140,5
11006487	85020563	2 x 2 x 0,75	11,1	166	66,2
11006468	12565935	5 x 2 x 0,75	14,7	300	149,3

Part no.	Part no. H&S	No. cores x cross-sec. mm <sup>2</sup>	Outer Ø app. mm	Weight app. kg / km	Copper weight kg / km
11006470	12566366	6 x 2 x 0,75	16,9	374	125,0
34457	12567871	2 x 1	7,1	82	36,5
11006483	12584298	4 x 1	8,5	122	55,1
11006482	12583521	8 x 1	12,6	274	130,8
11006485	12585097	4 x 2 x 1	15,0	312	147,0
11006472	12566485	2 x 1,5	7,8	103	47,9
11006473	12566486	3 x 1,5	8,3	125	63,6
11006491	85068017	4 x 1,5	9,3	154	80,9
11006489	85021405	5 G 1,5	10,5	195	105,1
11006474	12566487	6 x 1,5	11,3	229	123,2
11006492	85068044	8 x 1,5	13,9	347	178,9
11006488	85021350	12 G 1,5	14,8	398	245,0
11006475	12566488	20 x 1,5	18,9	635	388,5

Dimensions and specifications may be changed without prior notice.

# RADOX® 3 GWK 600V FR

halogen-free, compact power cable with insulation retention



RADOX® 3 GWK 600V FR 1x4 mm<sup>2</sup>

## Technical data

- core with reduced insulation wall thickness and flame barrier
- compact and weight-optimised / small bending radii
- **Temperature range**  
fixed -50°C to +120°C
- **Nominal voltage**  
U<sub>0</sub>/U 600/1000 V
- **Test voltage**  
3500 V
- **Minimum bending radius**  
fixed  
≤ 12 mm 3x Outer-Ø  
> 12 mm 4x Outer-Ø

## Cable structure

- Copper wire tinned, finely stranded acc. to EN 60228 cl.5
- Flame barrier: MICA tape
- Core insulation:  
< 6 mm<sup>2</sup> RADOX® EI 109  
> 6 mm<sup>2</sup> RADOX® EI 201
- Core identification: grey

## Properties

- halogen-free and flame-retardant
- very good resistance to: oil, fuel, ozone and weather influences
- cold flexible
- heat resistant
- electron beam cross-linked RADOX® insulation does not melt or flow
- compliant with the essential fire protection standards

## Tests

- EN 50200 / 50362  
Insulation in case of fire 120 min.
- EN 45545-2 HL1 - HL3
- NFPA 130

## Note

- please find further technical information in the H&S product data sheet
- other dimensions and colours on request

## Application

- The cores are intended for fixed installation in rail vehicles or for installation where limited alternating bending stress occurs during operation.
- Specifications concerning the selection and installation of cables are described in the standards EN 50355 and EN 50343.

Part no.	Part no. H&S	No. cores x cross-sec. mm <sup>2</sup>	Outer Ø app. mm	Weight app. kg / km	Copper weight kg / km	Part no.	Part no. H&S	No. cores x cross-sec. mm <sup>2</sup>	Outer Ø app. mm	Weight app. kg / km	Copper weight kg / km
11006297	12566936	1 x 1	3,2	20	9,6	34427	12566940	1 x 16	8,2	180	153,6
34593	12566937	1 x 1,5	3,7	24	14,4	11006299	12566941	1 x 25	9,7	270	240,0
34594	12566914	1 x 2,5	4,1	37	24,0	11006296	12565134	1 x 35	10,8	360	336,0
34425	12560764	1 x 4	4,6	52	38,4	11006301	12567265	1 x 50	12,8	510	480,0
11006298	12566938	1 x 6	5,3	74	57,6	11006300	12567264	1 x 150	21,3	1470	1440,0
34426	12566939	1 x 10	6,7	120	96,0						

Dimensions and specifications may be changed without prior notice.



# RADOX® 3 GWK 600V XM FR

halogen-free, compact power cable with insulation retention



## Technical data

- multi-core cable with flame barrier
- compact and weight-optimised / small bending radii
- **Temperature range**  
flexible -25°C to +90°C  
fixed -50°C to +120°C
- **Nominal voltage**  
U<sub>0</sub>/U 600/1000 V
- **Test voltage**  
3500 V
- **Minimum bending radius**  
flexible 10x Outer-Ø  
fixed 6x Outer-Ø

## Cable structure

- Copper wire tinned, finely stranded acc. to EN 60228 cl.5
- Flame barrier: MICA tape
- Core insulation:  
< 6 mm<sup>2</sup> RADOX® EI 109  
> 6 mm<sup>2</sup> RADOX® EI 201
- Core identification: grey cores with consecutive labeling in black digits
- Filler (optional): RADOX® 125 REC
- Wrapping: plastic belt
- Outer sheath: RADOX® EM 104
- Outer sheath colour: black

## Properties

- halogen-free and flame-retardant
- very good resistance to: oil, fuel, ozone and weather influences
- cold flexible
- heat resistant
- electron beam cross-linked RADOX® insulation does not melt or flow
- compliant with the essential fire protection standards

## Tests

- EN 50200 / 50362  
Insulation in case of fire 30 min.
- DIN 5510-2 fire protection level 1, 2, 3, 4
- EN 45545-2 HL1 - HL3
- UNI CEI 11170

## Note

- G = with protective conductor GN-YE
- please find further technical information in the H&S product data sheet
- other dimensions and colours on request

## Application

- The cables are intended for fixed installation in rail vehicles or for installation where limited alternating bending stress occurs during operation.
- Specifications concerning the selection and installation of cables are described in the standards EN 50355 and EN 50343.

Part no.	Part no. H&S	No. cores x cross-sec. mm <sup>2</sup>	Outer Ø app. mm	Weight app. kg / km	Copper weight kg / km
11006324	85066141	4 x 0,75	8,7	109	28,8
11006323	85023787	2 x 1,5	8,9	115	28,8
35200	85066152	4 x 1,5	11,1	190	57,6
11006318	12568277	4 G 1,5	11,1	190	57,6
11006319	12568278	7 G 1,5	13,1	272	100,8

Part no.	Part no. H&S	No. cores x cross-sec. mm <sup>2</sup>	Outer Ø app. mm	Weight app. kg / km	Copper weight kg / km
11006325	85066211	8 x 1,5	16,2	401	115,2
11006322	12582893	3 G 2,5	10,7	187	72,0
11006317	12565106	3 x 4	11,9	239	115,2
11006320	12568408	4 x 4	13,7	326	153,6
11006321	12568900	4 x 50	36,5	2820	1920,0

Dimensions and specifications may be changed without prior notice.

# RADOX® 4 GKW-AX 1800V M FR

halogen-free, compact power cable with insulation retention



## Technical data

- core with reduced insulation wall thickness and flame barrier
- **Temperature range**  
flexible -50°C to +120°C  
fixed -50°C to +120°C
- **Nominal voltage**  
U<sub>0</sub>/U 1800/3000 V
- **Test voltage**  
6500 V
- **Minimum bending radius**  
fixed  
≤ 12 mm 3x Outer-Ø  
> 12 mm 4x Outer-Ø

## Cable structure

- Copper wire tinned, finely stranded acc. to EN 60228 cl.5
- Flame barrier: MICA tape
- Core insulation: RADOX® EI 110
- Core identification: white
- Outer sheath: RADOX® EI 109
- Outer sheath colour: black
- Two-layer insulation made of high-tech polymers with excellent electrical properties

## Properties

- halogen-free and flame-retardant
- very good resistance to: oil, fuel, ozone and weather influences
- cold flexible
- heat resistant
- electron beam cross-linked RADOX® insulation does not melt or flow

## Tests

- EN 50200 / 50362  
Insulation in case of fire 30 min.
- DIN 5510-2 fire protection level 1, 2, 3, 4
- EN 45545-2 HL1 - HL3
- UNI CEI 11170-3 LR1 - LR4

## Note

- please find further technical information in the H&S product data sheet
- other dimensions and colours on request

## Application

- The cables are intended for fixed installation in rail vehicles or for installation where limited alternating bending stress occurs during operation.
- Specifications concerning the selection and installation of cables are described in the standards EN 50355 and EN 50343.
- For unscreened cables, the specifications according to EN 50153 must be observed.

Part no.	Part no. H&S	No. cores x cross-sec. mm <sup>2</sup>	Outer Ø app. mm	Weight app. kg / km	Copper weight kg / km	Part no.	Part no. H&S	No. cores x cross-sec. mm <sup>2</sup>	Outer Ø app. mm	Weight app. kg / km	Copper weight kg / km
11006773	12552226	1 x 1,5	3,8	28	14,4	11006782	12560645	1 x 50	13,8	566	480,0
11006778	12559357	1 x 2,5	4,3	40	24,0	34989	12552873	1 x 70	15,8	767	672,0
11006776	12552871	1 x 4	5,0	57	38,4	11006783	12560646	1 x 95	17,6	968	912,0
11006779	12559772	1 x 6	5,5	78	57,6	11006775	12552230	1 x 120	20,2	1237	1152,0
11006774	12552228	1 x 10	6,8	127	96,0	11006784	12562955	1 x 150	22,4	1548	1440,0
11006777	12555388	1 x 16	8,6	194	153,6	11006785	12584028	1 x 185	24,3	1861	1776,0
11006780	12559773	1 x 25	10,2	286	240,0	11006786	84131740	1 x 240	27,3	2387	2304,0
11006781	12560644	1 x 35	11,7	402	336,0						

Dimensions and specifications may be changed without prior notice.



**RG Cables and Halogen Free Alternatives -  
Halogen-Free Cables for the Railway Industry**

RADOX® RF coax cables are designed specifically for rail applications and are fully compliant with European industry standards. RADOX® RF cables replace standard RG, while being smoke and flame resistant.

# RADOX<sup>®</sup> RF Cables

## Overview

## Page

RADOX <sup>®</sup> RF 142	90
RADOX <sup>®</sup> RF 179	91
RADOX <sup>®</sup> RF 213	92
RADOX <sup>®</sup> RF 214	93
RADOX <sup>®</sup> RF 316 D	94
RADOX <sup>®</sup> RF 400	95
RADOX <sup>®</sup> RF 58	96
RADOX <sup>®</sup> RF 59	97
RADOX <sup>®</sup> RG 22 B/U-05	98
SPUMA 195-FR-01	99
SPUMA 240-FR-01	100
SPUMA 400-FR-01	101
SPUMA 400-FR-75	102
SPUMA 500-FR-01	103
SPUMA 240-RS-FR	104
SPUMA 400-RS-FR	105
SX 04172 B-60	106
S 10162 B-11	107



# RADOX® RF 142

50 Ohm, 8 GHz, 105°C, RADOX® sheath, flame-retardant, railway qualified



## Technical data

- compliant with the requirements acc. to EN 45545 HL3
- **Temperature range**  
flexible -20°C to +60°C  
fixed -40°C to +105°C
- **Impedance**  
50 Ω +/- 2
- **Operating frequency**  
8 GHz
- **Operating voltage**  
≤ 2.5 kVrms (at sea level)
- **Test voltage**  
5 kVrms (50 Hz/1 min)
- **Screening efficiency**  
≥ 75 dB (up to 5 GHz)
- **Mutual capacitance**  
94.5 pF/m
- **rel. propagation velocity**  
70.9 %
- **Signal delay**  
4.7 ns/m
- **Minimum bending radius**  
flexible 50 mm (for ≤ 3000 bendings)  
fixed 30 mm

## Application

- RADOX® RF coaxial cables are specifically designed for railway applications and fully comply with European industry standards.
- Standard RG types can be replaced by RADOX® HF cables, which are low-smoke and flame-retardant.
- Applicable at frequencies up to 6 GHz, in special cases up to 8 GHz.

## Cable structure

- Inner conductor: copper, silver-plated
- Dielectric: SPEX (Crosslink Foam PE)
- Outer conductor:
  1. copper braid, silver-plated 97%
  2. copper braid, silver-plated 95%
- Outer sheath: RADOX® EM104
- Outer sheath colour: black (RAL 9005)

## Properties

- halogen-free and flame-retardant
- very good resistance to: oil, fuel, ozone and weather influences
- cold flexible
- heat resistant
- compliant with the essential fire protection standards

## Tests

- Flame spread acc. to EN 60332-1-2, EN 50305, 9.1.2
- Halogen-free acc. to IEC 60754
- Smoke density acc. to EN 61034-2
- EN 45545 HL3
- NFPA 130

## Note

- please find further technical information in the H&S product data sheet
- other dimensions and colours on request

Part no.	Part no. H&S	No. cores x Diameter mm	Outer Ø app. mm	Weight app. kg / km
11022979	85023684	1 x 0.95 mm	5,3	57

Dimensions and specifications may be changed without prior notice.



# RADOX® RF 179

75 Ohm, 3 GHz, 105°C, RADOX® sheath, flame-retardant, railway qualified



## Technical data

- compliant with the requirements acc. to EN 45545 HL3
- **Temperature range**  
flexible -20°C to +60°C  
fixed -40°C to +105°C
- **Impedance**  
75 Ω +/- 3
- **Operating frequency**  
3 GHz
- **Operating voltage**  
≤ 1 kVrms (at sea level)
- **Test voltage**  
2 kVrms (50 Hz/1 min)
- **Screening efficiency**  
≥ 40 dB (up to 1 GHz)
- **Mutual capacitance**  
63 pF/m
- **rel. propagation velocity**  
69.7 %
- **Signal delay**  
4.78 ns/m
- **Minimum bending radius**  
flexible 25 mm (for ≤ 50 bendings)  
fixed 5 mm

## Application

- RADOX® RF coaxial cables are specifically designed for railway applications and fully comply with European industry standards.
- Standard RG types can be replaced by RADOX® HF cables, which are low-smoke and flame-retardant.

## Cable structure

- Inner conductor:  
steel copper, 7-wires, silver-plated
- Dielectric: SPEX (Crosslink Foam PE)
- Outer conductor:  
copper braid, silver-plated 94%
- Outer sheath: RADOX® EM104
- Outer sheath colour: black (RAL 9005)

## Properties

- halogen-free and flame-retardant
- very good resistance to: oil, fuel, ozone and weather influences
- cold flexible
- heat resistant
- compliant with the essential fire protection standards

## Tests

- Flame spread acc. to EN 60332-1-2, EN 50305, 9.1.2, IEC 60332-3-24, UL 1581 § 1100
- Halogen-free acc. to IEC 60754
- Smoke density acc. to EN 61034-2
- EN 45545-2 HL3
- NFPA 130

## Note

- please find further technical information in the H&S product data sheet
- other dimensions and colours on request

Part no.	Part no. H&S	No. cores x Diameter mm	Outer Ø app. mm	Weight app. kg / km
11022990	85023705	1 x 0,305 mm	2,8	13

Dimensions and specifications may be changed without prior notice.

# RADOX® RF 213

50 Ohm, 2 GHz, 105°C, RADOX® sheath, flame-retardant, railway qualified



## Technical data

- compliant with the requirements acc. to EN 45545 HL3
- **Temperature range**  
flexible -20°C to +60°C  
fixed -40°C to +105°C
- **Impedance**  
50 Ω +/- 2
- **Operating frequency**  
2 GHz
- **Operating voltage**  
≤ 5 kVrms (at sea level)
- **Test voltage**  
10 kVrms (50 Hz/1 min)
- **Screening efficiency**  
≥ 41 dB (up to 2 GHz)
- **Mutual capacitance**  
101 pF/m
- **rel. propagation velocity**  
66 %
- **Signal delay**  
5.03 ns/m
- **Minimum bending radius**  
flexible 100 mm (for ≤ 50 bendings)  
fixed 50 mm

## Application

- RADOX® RF coaxial cables are specifically designed for railway applications and fully comply with European industry standards.
- Standard RG types can be replaced by RADOX® HF cables, which are low-smoke and flame-retardant.

## Cable structure

- Inner conductor: copper, 7-wires
- Dielectric: PEX (Polyethylene cross-linked)
- Outer conductor:  
copper braid, silver-plated 95%
- Outer sheath: RADOX® EM104
- Outer sheath colour: black (RAL 9005)

## Properties

- halogen-free and flame-retardant
- very good resistance to: oil, fuel, ozone and weather influences
- cold flexible
- heat resistant
- compliant with the essential fire protection standards

## Tests

- Flame spread acc. to EN 60332-1-2, IEC 60332-3-25
- Halogen-free acc. to IEC 60754
- Smoke density acc. to EN 61034-2
- EN 45545-2 HL3
- NFPA 130

## Note

- please find further technical information in the H&S product data sheet
- other dimensions and colours on request

Part no.	Part no. H&S	No. cores x Diameter mm	Outer Ø app. mm	Weight app. kg / km
11022991	85023730	1 x 2.25 mm	10,6	168

Dimensions and specifications may be changed without prior notice.

# RADOX® RF 214

50 Ohm, 6 GHz, 105°C, RADOX® sheath, flame-retardant, railway qualified



## Technical data

- compliant with the requirements acc. to EN 45545 HL3
- **Temperature range**  
flexible -20°C to +60°C  
fixed -40°C to +105°C
- **Impedance**  
50 Ω +/- 2
- **Operating frequency**  
6 GHz
- **Operating voltage**  
≤ 5 kVrms (at sea level)
- **Test voltage**  
10 kVrms (50 Hz/1 min)
- **Screening efficiency**  
≥ 81 dB (up to 6 GHz)
- **Mutual capacitance**  
101,4 pF/m
- **rel. propagation velocity**  
66 %
- **Signal delay**  
5.03 ns/m
- **Minimum bending radius**  
flexible 110 mm (for ≤ 50 bendings)  
fixed 50 mm

## Application

- RADOX® RF coaxial cables are specifically designed for railway applications and fully comply with European industry standards.
- Standard RG types can be replaced by RADOX® HF cables, which are low-smoke and flame-retardant.
- Applicable at frequencies up to 6 GHz, in special cases up to 8 GHz.

## Cable structure

- Inner conductor:  
copper, 7-wires, silver-plated
- Dielectric: PEX (Polyethylene cross-linked)
- Outer conductor:
  1. copper braid, silver-plated 93%
  2. copper braid, silver-plated 95%
- Outer sheath: RADOX® EM104
- Outer sheath colour: black (RAL 9005)

## Properties

- halogen-free and flame-retardant
- very good resistance to: oil, fuel, ozone and weather influences
- cold flexible
- heat resistant
- compliant with the essential fire protection standards

## Tests

- Flame spread acc. to EN 60332-1-2, IEC 60332-3-25
- Halogen-free acc. to IEC 60754
- Smoke density acc. to EN 61034-2
- EN 45545-2 HL3
- NFPA 130

## Note

- please find further technical information in the H&S product data sheet
- other dimensions and colours on request

Part no.	Part no. H&S	No. cores x Diameter mm	Outer Ø app. mm	Weight app. kg / km
11022992	85023731	1 x 2.25 mm	11,1	203

Dimensions and specifications may be changed without prior notice.

# RADOX® RF 316 D

50 Ohm, 8 GHz, 105°C, RADOX® sheath, flame-retardant, railway qualified



## Technical data

- compliant with the requirements acc. to EN 45545 HL3
- **Temperature range**  
flexible -20°C to +60°C  
fixed -40°C to +105°C
- **Impedance**  
50 Ω +/- 2
- **Operating frequency**  
8 GHz
- **Operating voltage**  
≤ 1.5 kVrms (at sea level)
- **Test voltage**  
3 kVrms (50 Hz/1 min)
- **Voltage Rating UL**  
300 V
- **Screening efficiency**  
≥ 70 dB (up to 6 GHz)
- **Mutual capacitance**  
94.5 pF/m
- rel. **propagation velocity**  
70.1 %
- **Signal delay**  
4.72 ns/m
- **Minimum bending radius**  
flexible 30 mm (for ≤ 50 bendings)  
fixed 5 mm

## Application

- RADOX® RF coaxial cables are specifically designed for railway applications and fully comply with European industry standards.
- Standard RG types can be replaced by RADOX® HF cables, which are low-smoke and flame-retardant.
- Applicable at frequencies up to 6 GHz, in special cases up to 8 GHz.

## Cable structure

- Inner conductor:  
steel copper, 7-wires, silver-plated
- Dielectric: SPEX (Crosslink Foam PE)
- Outer conductor:
  1. copper braid, silver-plated 96%
  2. copper braid, silver-plated 90%
- Outer sheath: RADOX® EM104
- Outer sheath colour: black (RAL 9005)

## Properties

- halogen-free and flame-retardant
- very good resistance to: oil, fuel, ozone and weather influences
- cold flexible
- heat resistant
- compliant with the essential fire protection standards

## Tests

- Flame spread acc. to EN 60332-1-2, EN 50305, 9.1.2, IEC 60332-3-24, UL 1581 § 1100, CFR/JAR/CS Part 25 Appendix F
- Halogen-free acc. to IEC 60754
- Smoke density acc. to EN 61034-2
- EN 45545-2 HL3
- NFPA 130

## Note

- please find further technical information in the H&S product data sheet
- other dimensions and colours on request

Part no.	Part no. H&S	No. cores x Diameter mm	Outer Ø app. mm	Weight app. kg / km
11022985	85023719	1 x 0.54 mm	3,2	20

Dimensions and specifications may be changed without prior notice.

# RADOX® RF 400

50 Ohm, 6 GHz, 105°C, RADOX® sheath, flame retardant, railway qualified



## Technical data

- compliant with the requirements acc. to EN 45545 HL3
- **Temperature range**  
flexible -20°C to +60°C  
fixed -40°C to +105°C
- **Impedance**  
50 Ω +/- 2
- **Operating frequency**  
6 GHz
- **Operating voltage**  
≤ 2.5 kVrms (at sea level)
- **Test voltage**  
5 kVrms (50 Hz/1 min)
- **Screening efficiency**  
≥ 70 dB (up to 6 GHz)
- **Mutual capacitance**  
94.5 pF/m
- **rel. propagation velocity**  
70.3 %
- **Signal delay**  
4.74 ns/m
- **Minimum bending radius**  
flexible 40 mm (for ≤ 30000 bendings)  
fixed 10 mm

## Application

- RADOX® RF coaxial cables are specifically designed for railway applications and fully comply with European industry standards.
- Standard RG types can be replaced by RADOX® HF cables, which are low-smoke and flame-retardant.
- Applicable at frequencies up to 6 GHz, in special cases up to 8 GHz.

## Cable structure

- Inner conductor:  
copper, 19-wires, silver-plated
- Dielectric: SPEX (Crosslink Foam PE)
- Outer conductor:
  1. copper braid, silver-plated 96%
  2. copper braid, silver-plated 94%
- Outer sheath: RADOX® EM104
- Outer sheath colour: black (RAL 9005)

## Properties

- halogen-free and flame-retardant
- very good resistance to: oil, fuel, ozone and weather influences
- cold flexible
- heat resistant
- compliant with the essential fire protection standards

## Tests

- Flame spread acc. to EN 60332-1-2, EN 50305, 9.1.2, IEC 60332-3-24
- Halogen-free acc. to IEC 60754
- Smoke density acc. to EN 61034-2
- EN 45545-2 HL3
- NFPA 130

## Note

- please find further technical information in the H&S product data sheet
- other dimensions and colours on request

Part no.	Part no. H&S	No. cores x Diameter mm	Outer Ø app. mm	Weight app. kg / km
11022980	85023720	1 x 1 mm	5,3	56

Dimensions and specifications may be changed without prior notice.



# RADOX® RF 58

50 Ohm, 3 GHz, 105°C, RADOX® sheath, flame-retardant, railway qualified



## Technical data

- compliant with the requirements acc. to EN 45545 HL3
- **Temperature range**  
flexible -20°C to +60°C  
fixed -40°C to +105°C
- **Impedance**  
50 Ω +/- 2
- **Operating frequency**  
3 GHz
- **Operating voltage**  
≤ 2.5 kVrms (at sea level)
- **Test voltage**  
5 kVrms (50 Hz/1 min)
- **Screening efficiency**  
≥ 40 dB (up to 2 GHz)
- **Mutual capacitance**  
101 pF/m
- **rel. propagation velocity**  
66 %
- **Signal delay**  
5.05 ns/m
- **Minimum bending radius**  
flexible 50 mm (for ≤ 50 bendings)  
fixed 25 mm

## Application

- RADOX® RF coaxial cables are specifically designed for railway applications and fully comply with European industry standards.
- Standard RG types can be replaced by RADOX® HF cables, which are low-smoke and flame-retardant.

## Cable structure

- Inner conductor: copper, 19-wires, tinned
- Dielectric: PEX (Polyethylene cross-linked)
- Outer conductor: copper braid, tinned 96%
- Outer sheath: RADOX® EM104
- Outer sheath colour: black (RAL 9005)

## Properties

- halogen-free and flame-retardant
- very good resistance to: oil, fuel, ozone and weather influences
- cold flexible
- heat resistant
- compliant with the essential fire protection standards

## Tests

- Flame spread acc. to EN 60332-1-2, EN 50305, 9.1.2
- Halogen-free acc. to IEC 60754
- Smoke density acc. to EN 61034-2
- EN 45545-2 HL3
- NFPA 130

## Note

- please find further technical information in the H&S product data sheet
- other dimensions and colours on request

Part no.	Part no. H&S	No. cores x Diameter mm	Outer Ø app. mm	Weight app. kg / km
11022981	85023726	1 x 0.9 mm	5,1	41

Dimensions and specifications may be changed without prior notice.

# RADOX® RF 59

75 Ohm, 1 GHz, 105°C, RADOX® sheath, flame-retardant, railway qualified



## Technical data

- compliant with the requirements acc. to EN 45545 HL3
- **Temperature range**  
flexible -20°C to +60°C  
fixed -40°C to +105°C
- **Impedance**  
75 Ω +/- 3
- **Operating frequency**  
1 GHz
- **Operating voltage**  
≤ 3 kVrms (at sea level)
- **Test voltage**  
5 kVrms (50 Hz/1 min)
- **Screening efficiency**  
≥ 40 dB (up to 1 GHz)
- **Mutual capacitance**  
68 pF/m
- rel. **propagation velocity**  
66.1 %
- **Signal delay**  
5.05 ns/m
- **Minimum bending radius**  
fixed 35 mm

## Cable structure

- Inner conductor: copper, 7-wires, tinned
- Dielectric: PEX (Polyethylene cross-linked)
- Outer conductor: copper braid, tinned 94%
- Outer sheath: RADOX® EM104
- Outer sheath colour: black (RAL 9005)

## Properties

- halogen-free and flame-retardant
- very good resistance to: oil, fuel, ozone and weather influences
- cold flexible
- heat resistant
- compliant with the essential fire protection standards

## Tests

- Flame spread acc. to EN 60332-1-2, IEC 60332-3-25
- Halogen-free acc. to IEC 60754
- Smoke density acc. to EN 61034-2
- EN 45545-2 HL3
- NFPA 130

## Note

- please find further technical information in the H&S product data sheet
- other dimensions and colours on request

## Application

- RADOX® RF coaxial cables are specifically designed for railway applications and fully comply with European industry standards.
- Standard RG types can be replaced by RADOX® HF cables, which are low-smoke and flame-retardant.

Part no.	Part no. H&S	No. cores x Diameter mm	Outer Ø app. mm	Weight app. kg / km
11022982	85023729	1 x 0.66 mm	6,2	55

Dimensions and specifications may be changed without prior notice.

# RADOX® RG 22 B/U-05

95 Ohm, 0.2 GHz, 85°C, RADOX® sheath, flame-retardant, railway qualified



## Technical data

- compliant with the requirements acc. to EN 45545 HL3
- **Temperature range**  
flexible -20°C to +60°C  
fixed -40°C to +85°C
- **Impedance**  
95 Ω +/- 5
- **Operating frequency**  
max. 0.2 GHz
- **Operating voltage**  
max. 1 kVrms (at sea level)
- **Test voltage**  
2 kVrms (50 Hz/1 min)
- **Mutual capacitance**  
53 pF/m
- rel. **propagation velocity**  
66.5 %
- **Minimum bending radius**  
flexible 110 mm (for max. 50 bendings)  
fixed 55 mm

## Cable structure

- Inner conductor:
  1. copper, 7-wires, bare  
Dielectric: PE (Polyethylene)
  2. copper, 7-wires, tinned  
Dielectric: PE (Polyethylene)
- Dielectric: PE (Polyethylene)
- Outer conductor:
  1. copper braid, tinned 94%
  2. copper braid, tinned 95%
- Outer sheath: RADOX® EM104
- Outer sheath colour: red (RAL 3027)

## Properties

- halogen-free and flame-retardant
- very good resistance to: oil, fuel, ozone and weather influences
- cold flexible
- heat resistant
- compliant with the essential fire protection standards

## Tests

- Flame spread acc. to IEC 60332-1, IEC 60332-3-25
- Halogen-free acc. to IEC 60754
- Smoke density acc. to EN 61034-2
- EN 45545-2 HL3
- NFPA 130

## Note

- please find further technical information in the H&S product data sheet
- other dimensions and colours on request

## Application

- RADOX® RF coaxial cables are specifically designed for railway applications and fully comply with European industry standards.
- Standard RG types can be replaced by RADOX® HF cables, which are low-smoke and flame-retardant.
- Applicable at frequencies up to 6 GHz, in special cases up to 8 GHz.

Part no.	Part no. H&S	No. cores x Diameter mm	Outer Ø app. mm	Weight app. kg / km
11022993	84016404	2 x 1.2 mm	10,7	176

Dimensions and specifications may be changed without prior notice.

# SPUMA 195-FR-01

50 Ohm, 8 GHz, 85°C, LSFH sheath, flame-retardant, railway qualified



SPUMA 195-FR-01 50 OHM Eca

## Technical data

- compliant with the requirements acc. to EN 45545 HL3
- **Temperature range**  
flexible -20°C to +60°C  
fixed -40°C to +85°C
- **Impedance**  
50 Ω +/- 2
- **Operating frequency**  
8 GHz
- **Operating voltage**  
≤ 0.5 kVrms (at sea level)
- **Test voltage**  
1 kVrms (50 Hz/1 min)
- **Screening efficiency**  
≥ 90 dB (up to 6 GHz)
- **Mutual capacitance**  
90.8 pF/m
- **propagation velocity**  
76.1 %
- **Signal delay**  
4.54 ns/m
- **Minimum bending radius**  
flexible 40 mm  
fixed 10 mm

## Cable structure

- Inner conductor: copper, bare
- Dielectric: SPE (Foam PE)
- Outer conductor:
  1. aluminium / PES foil 100%
  2. copper braid, tinned 92%
- Outer sheath: LSFH (mod. Polyethylene)
- Outer sheath colour: black (RAL 9005)

## Properties

- halogen-free and flame-retardant
- very good resistance to: oil, fuel, ozone and weather influences
- cold flexible
- heat resistant
- compliant with the essential fire protection standards
- excellent insertion damping
- high flexibility due to rotary cold forming technology

## Tests

- Flame spread acc. to EN 60332-1-2, EN 50305, 9.1.2
- Halogen-free acc. to IEC 60754
- Smoke density acc. to EN 61034-2
- EN 45545-2 HL3
- NFPA 130
- CPR-class: Eca

## Note

- please find further technical information in the H&S product data sheet
- other dimensions and colours on request

## Application

- The SPUMA cable offers easier handling and installation due to its flexibility.
- Other advantages are extremely low loss with halogen-free materials.
- Shielding and VSWR are optimised for up to 6 GHz.
- Applicable at frequencies up to 6 GHz, in special cases up to 8 GHz.
- Use in rail vehicles, defence technology, wireless infrastructure.

Part no.	Part no. H&S	No. cores x Diameter mm	Outer Ø app. mm	Weight app. kg / km
11022994	85021562	1 x 0.94 mm	5,0	39

Dimensions and specifications may be changed without prior notice.

# SPUMA 240-FR-01

50 Ohm, 6 GHz, 85°C, LSFH sheath, flame-retardant, railway qualified



SPUMA 240-FR-01 50 OHM Cca-s1, d0, a1

## Technical data

- compliant with the requirements acc. to EN 45545 HL3
- **Temperature range**  
flexible -20°C to +60°C  
fixed -40°C to +85°C
- **Impedance**  
50 Ω +/- 2
- **Operating frequency**  
6 GHz
- **Operating voltage**  
≤ 0.9 kVrms (at sea level)
- **Test voltage**  
1.5 kVrms (50 Hz/1 min)
- **Screening efficiency**  
≥ 90 dB (up to 6 GHz)
- **Mutual capacitance**  
78.9 pF/m
- **propagation velocity**  
82.6 %
- **Signal delay**  
4.05 ns/m
- **Minimum bending radius**  
flexible 53 mm  
fixed 14 mm

## Cable structure

- Inner conductor: copper, bare
- Dielectric: SPE (Foam PE)
- Outer conductor:
  1. aluminium / PES foil 100%
  2. copper braid, tinned 94%
- Outer sheath: LSFH (mod. Polyethylene)
- Outer sheath colour: black (RAL 9005)

## Properties

- halogen-free and flame-retardant
- very good resistance to: oil, fuel, ozone and weather influences
- cold flexible
- heat resistant
- compliant with the essential fire protection standards
- excellent insertion damping
- high flexibility due to rotary cold forming technology

## Tests

- Flame spread acc. to IEC 60332-1, IEC 60332-3-25
- Halogen-free acc. to IEC 60754
- Smoke density acc. to EN 61034-2
- EN 45545-2 HL3
- NFPA 130
- CPR-class: Cca s1 d0 a1
- Cold bend test: MIL-C-17 § 4.8.19
- UV-resistant acc. to DIN EN ISO 4892-2A

## Note

- please find further technical information in the H&S product data sheet
- other dimensions and colours on request

## Application

- The SPUMA cable offers easier handling and installation due to its flexibility.
- Other advantages are extremely low loss with halogen-free materials.
- Shielding and VSWR are optimised for up to 6 GHz.
- Applicable at frequencies up to 6 GHz, in special cases up to 8 GHz.
- Use in rail vehicles, defence technology, wireless infrastructure.

Part no.	Part no. H&S	No. cores x Diameter mm	Outer Ø app. mm	Weight app. kg / km
11021142	85021563	1 x 1.42 mm	6,2	61

Dimensions and specifications may be changed without prior notice.



# SPUMA 400-FR-01

50 Ohm, 8 GHz, 85°C, LSFH sheath, flame-retardant, railway qualified



## Technical data

- compliant with the requirements acc. to EN 45545 HL3
- **Temperature range**  
flexible -20°C to +60°C  
fixed -40°C to +85°C
- **Impedance**  
50 Ω +/- 2
- **Operating frequency**  
8 GHz
- **Operating voltage**  
≤ 1.6 kVrms (at sea level)
- **Test voltage**  
3 kVrms (50 Hz/1 min)
- **Screening efficiency**  
≥ 90 dB (up to 6 GHz)
- **Mutual capacitance**  
78 pF/m
- **rel. propagation velocity**  
85 %
- **Signal delay**  
3.9 ns/m
- **Minimum bending radius**  
flexible 100 mm  
fixed 25 mm

## Cable structure

- Inner conductor: aluminium copper
- Dielectric: SPE (Foam PE)
- Outer conductor:
  1. aluminium / PES foil 100%
  2. copper braid, tinned 78%
- Outer sheath: LSFH (mod. Polyethylene)
- Outer sheath colour: black (RAL 9005)

## Properties

- halogen-free and flame-retardant
- very good resistance to: oil, fuel, ozone and weather influences
- cold flexible
- heat resistant
- compliant with the essential fire protection standards
- excellent insertion damping
- high flexibility due to rotary cold forming technology

## Tests

- Flame spread acc. to  
UL 1581 § 1100, UL 1581 § 1080 (VW-1), EN 60332-1-2, EN 50266-2-5, IEC 60332-3-25
- Halogen-free acc. to IEC 60754
- Smoke density acc. to EN 61034-2
- EN 45545-2 HL3
- NFPA 130
- CPR-class: C<sub>ca</sub> s2 d2 a1
- Cold bend test: MIL-C-17 § 4.8.19
- UV-resistant acc. to DIN EN ISO 4892-2A

## Note

- please find further technical information in the H&S product data sheet
- other dimensions and colours on request

## Application

- The SPUMA cable offers easier handling and installation due to its flexibility.
- Other advantages are extremely low loss with halogen-free materials.
- Shielding and VSWR are optimised for up to 6 GHz.
- Applicable at frequencies up to 6 GHz, in special cases up to 8 GHz.
- Use in rail vehicles, defence technology, wireless infrastructure.

Part no.	Part no. H&S	No. cores x Diameter mm	Outer Ø app. mm	Weight app. kg / km
34997	84132035	1 x 2.74 mm	10,3	115

Dimensions and specifications may be changed without prior notice.

# SPUMA 400-FR-75

75 Ohm, 3 GHz, 85°C, LSFH sheath, flame-retardant, railway qualified



## Technical data

- compliant with the requirements acc. to EN 45545 HL3
- **Temperature range**  
flexible -20°C to +60°C  
fixed -40°C to +85°C
- **Impedance**  
75 Ω +/- 3
- **Operating frequency**  
3 GHz
- **Operating voltage**  
≤ 1.6 kVrms (at sea level)
- **Test voltage**  
3 kVrms (50 Hz/1 min)
- **Screening efficiency**  
≥ 90 dB (up to 3 GHz)
- **Mutual capacitance**  
53 pF/m
- **rel. propagation velocity**  
84 %
- **Signal delay**  
3.9 ns/m
- **Minimum bending radius**  
flexible 100 mm  
fixed 25 mm

## Cable structure

- Inner conductor: copper, bare
- Dielectric: SPE (Foam PE)
- Outer conductor:
  1. aluminium / PES foil 100%
  2. copper braid, tinned 78%
- Outer sheath: LSFH (mod. Polyethylene)
- Outer sheath colour: black (RAL 9005)

## Properties

- halogen-free and flame-retardant
- very good resistance to: oil, fuel, ozone and weather influences
- cold flexible
- heat resistant
- compliant with the essential fire protection standards
- excellent insertion damping
- high flexibility due to rotary cold forming technology

## Tests

- Flame spread acc. to EN 60332-1-2, IEC 60332-3-25
- Halogen-free acc. to IEC 60754
- Smoke density acc. to EN 61034-2
- EN 45545-2 HL3
- NFPA 130
- UV-resistant acc. to DIN EN ISO 4892-2A

## Note

- please find further technical information in the H&S product data sheet
- other dimensions and colours on request

## Application

- The SPUMA cable offers easier handling and installation due to its flexibility.
- Other advantages are extremely low loss with halogen-free materials.
- Shielding and VSWR are optimised for up to 6 GHz.
- Use in rail vehicles, defence technology, wireless infrastructure.

Part no.	Part no. H&S	No. cores x Diameter mm	Outer Ø app. mm	Weight app. kg / km
11022996	85022187	1 x 1.65 mm	10,3	120

Dimensions and specifications may be changed without prior notice.

# SPUMA 500-FR-01

50 Ohm, 8 GHz, 85°C, LSFH sheath, flame-retardant, railway qualified



SPUMA 500-FR-01 50 OHM Eca

## Technical data

- compliant with the requirements acc. to EN 45545 HL3
- **Temperature range**  
flexible -20°C to +60°C  
fixed -40°C to +85°C
- **Impedance**  
50 Ω +/- 2
- **Operating frequency**  
8 GHz
- **Operating voltage**  
≤ 1.2 kVrms (at sea level)
- **Test voltage**  
2 kVrms (50 Hz/1 min)
- **Screening efficiency**  
≥ 90 dB (up to 6 GHz)
- **Mutual capacitance**  
77.4 pF/m
- **rel. propagation velocity**  
86 %
- **Signal delay**  
3.87 ns/m
- **Minimum bending radius**  
flexible 130 mm  
fixed 3 mm

## Cable structure

- Inner conductor: aluminium copper
- Dielectric: SPE (Foam PE)
- Outer conductor:
  1. aluminium / PES foil 100%
  2. copper braid, tinned 90%
- Outer sheath: LSFH (mod. Polyethylene)
- Outer sheath colour: black (RAL 9005)

## Properties

- halogen-free and flame-retardant
- very good resistance to: oil, fuel, ozone and weather influences
- cold flexible
- heat resistant
- compliant with the essential fire protection standards
- excellent insertion damping
- high flexibility due to rotary cold forming technology

## Tests

- Flame spread acc. to EN 60332-1-2, IEC 60332-3-24
- Halogen-free acc. to IEC 60754
- Smoke density acc. to EN 61034-2
- EN 45545-2 HL3
- NFPA 130
- CPR-class: Eca
- UV-resistant acc. to DIN EN ISO 4892-2A

## Note

- please find further technical information in the H&S product data sheet
- other dimensions and colours on request

## Application

- The SPUMA cable offers easier handling and installation due to its flexibility.
- Other advantages are extremely low loss with halogen-free materials.
- Shielding and VSWR are optimised for up to 6 GHz.
- Applicable at frequencies up to 6 GHz, in special cases up to 8 GHz.
- Use in rail vehicles, defence technology, wireless infrastructure.

Part no.	Part no. H&S	No. cores x Diameter mm	Outer Ø app. mm	Weight app. kg / km
11009206	85021564	1 x 3.58 mm	12,8	178

Dimensions and specifications may be changed without prior notice.

# SPUMA 240-RS-FR

50 Ohm, 6 GHz, 85°C, TPU sheath, flame-retardant, railway qualified



SPUMA 240-RS-FR 50 OHM

## Technical data

- compliant with the requirements acc. to EN 45545 HL3
- **Temperature range**  
flexible -20°C to +60°C  
fixed -40°C to +85°C
- **Impedance**  
50 Ω +/- 2
- **Operating frequency**  
6 GHz
- **Operating voltage**  
≤ 0.9 kVrms (at sea level)
- **Test voltage**  
1.5 kVrms (50 Hz/1 min)
- **Screening efficiency**  
≥ 90 dB (up to 6 GHz)
- **Mutual capacitance**  
81 pF/m
- **propagation velocity**  
85 %
- **Signal delay**  
4.05 ns/m
- **Minimum bending radius**  
flexible 53 mm  
fixed 14 mm

## Application

- The SPUMA cable offers easier handling and installation due to its flexibility.
- Other advantages are extremely low loss with halogen-free materials.
- Shielding and VSWR are optimised for up to 6 GHz.
- Applicable at frequencies up to 6 GHz, in special cases up to 8 GHz.
- Use in rail vehicles, defence technology, wireless infrastructure.

## Cable structure

- Inner conductor: copper, low-loss
- Dielectric: SPE (Foam PE)
- Outer conductor:
  1. aluminium / PES foil 100%
  2. copper braid, tinned 94%
- Outer sheath: TPU (Urethane TPE)
- Outer sheath colour: black (RAL 9005)

## Properties

- halogen-free and flame-retardant
- very good resistance to: oil, fuel, ozone and weather influences
- cold flexible
- heat resistant
- compliant with the essential fire protection standards
- excellent insertion damping
- high flexibility due to rotary cold forming technology

## Tests

- Flame spread acc. to EN 60332-1-2, IEC 60332-3-25
- Smoke density acc. to EN 61034-2
- EN 45545-2 HL2
- NFPA 130
- Abrasion test acc. to EN 50305, 5.2

## Note

- please find further technical information in the H&S product data sheet
- other dimensions and colours on request

Part no.	Part no. H&S	No. cores x Diameter mm	Outer Ø app. mm	Weight app. kg / km
11022995	85089188	1 x 1.42 mm	6,2	54

Dimensions and specifications may be changed without prior notice.

# SPUMA 400-RS-FR

50 Ohm, 6 GHz, 85°C, TPU sheath, flame-retardant, railway qualified



## Technical data

- compliant with the requirements acc. to EN 45545 HL3
- **Temperature range**  
flexible -20°C to +60°C  
fixed -40°C to +85°C
- **Impedance**  
50 Ω +/- 2
- **Operating frequency**  
6 GHz
- **Operating voltage**  
≤ 1.6 kVrms (at sea level)
- **Test voltage**  
3 kVrms (50 Hz/1 min)
- **Screening efficiency**  
≥ 90 dB (up to 6 GHz)
- **Mutual capacitance**  
78 pF/m
- **rel. propagation velocity**  
85 %
- **Signal delay**  
3.9 ns/m
- **Minimum bending radius**  
flexible 100 mm  
fixed 25 mm

## Application

- The SPUMA cable offers easier handling and installation due to its flexibility.
- Other advantages are extremely low loss with halogen-free materials.
- Shielding and VSWR are optimised for up to 6 GHz.
- Applicable at frequencies up to 6 GHz, in special cases up to 8 GHz.
- Use in rail vehicles, defence technology, wireless infrastructure.

## Cable structure

- Inner conductor: copper, low-loss
- Dielectric: SPE (Foam PE)
- Outer conductor:
  1. aluminium / PES foil 100%
  2. copper braid, tinned 86%
- Outer sheath: TPU (Urethane TPE)
- Outer sheath colour: black (RAL 9005)

## Properties

- halogen-free and flame-retardant
- very good resistance to: oil, fuel, ozone and weather influences
- cold flexible
- heat resistant
- compliant with the essential fire protection standards
- excellent insertion damping
- high flexibility due to rotary cold forming technology

## Tests

- Flame spread acc. to EN 60332-1-2, IEC 60332-3-25
- Halogen-free acc. to IEC 60754
- Smoke density acc. to EN 61034-2
- EN 45545-2 HL2
- NFPA 130
- Abrasion test acc. to EN 50305, 5.2

## Note

- please find further technical information in the H&S product data sheet
- other dimensions and colours on request

Part no.	Part no. H&S	No. cores x Diameter mm	Outer Ø app. mm	Weight app. kg / km
11022983	85089191	1 x 2.74 mm	10,3	142

Dimensions and specifications may be changed without prior notice.



# SX 04172 B-60

50 Ohm, 8 GHz, 105°C, RADOX® sheath, UL AWM style 1354, flame-retardant, railway qualified



SX 04172 B-60 50 OHM UL AWM Style 1354 IEC60332-3-22

## Technical data

- compliant with the requirements acc. to EN 45545 HL3
- **Temperature range**  
-40°C to +105°C  
UL +80°C
- **Impedance**  
50 Ω +/- 2
- **Operating frequency**  
8 GHz
- **Operating voltage**  
≤ 0.7 kVrms (at sea level)
- **Test voltage**  
1.4 kVrms (50 Hz/1 min)
- **Voltage Rating UL**  
30 V
- **Screening efficiency**  
≥ 80 dB (up to 2.2 GHz)
- **Mutual capacitance**  
80.3 pF/m
- rel. **propagation velocity**  
83 %
- **Signal delay**  
4.01 ns/m
- **Minimum bending radius**  
flexible 90 mm  
fixed 25 mm

## Cable structure

- Inner conductor: copper, silvered
- Dielectric: SPEX (Crosslink Foam PE)
- Outer conductor:
  1. aluminium / PES foil 100%
  2. copper braid, tinned 86%
- Outer sheath: RADOX®
- Outer sheath colour: black (RAL 9005)

## Properties

- halogen-free and flame-retardant
- very good resistance to: oil, fuel, ozone and weather influences
- cold flexible
- heat resistant
- compliant with the essential fire protection standards
- excellent insertion damping
- high flexibility due to rotary cold forming technology

## Tests

- Flame spread acc. to EN 60332-1-2, IEC 60332-3-22, EN 50305, 9.1.2, EN 50266-2-2, NF C 32-070 C2, NF C 32-070 C1
- Halogen-free acc. to IEC 60754
- Smoke density acc. to EN 61034-2
- Toxicity of combustion gases acc. to NF X 70-100
- EN 45545-2 HL3
- NFPA 130

## Note

- please find further technical information in the H&S product data sheet
- other dimensions and colours on request

## Application

- RADOX® RF coaxial cables are specifically designed for railway applications and fully comply with European industry standards.
- Standard RG types can be replaced by RADOX® HF cables, which are low-smoke and flame-retardant.
- Applicable at frequencies up to 6 GHz, in special cases up to 8 GHz.

Part no.	Part no. H&S	No. cores x Diameter mm	Outer Ø app. mm	Weight app. kg / km
11022984	84026748	1 x 1.4 mm	5,5	47

Dimensions and specifications may be changed without prior notice.

# S 10162 B-11

50 Ohm, 8 GHz, 85°C, LSFH sheath, flame-retardant, railway qualified



## Technical data

- compliant with the requirements acc. to EN 45545 HL3
- **Temperature range**  
flexible -20°C to +60°C  
fixed -40°C to +85°C
- **Impedance**  
50 Ω +/- 2
- **Operating frequency**  
8 GHz
- **Operating voltage**  
≤ 1.7 kVrms (at sea level)
- **Test voltage**  
3.4 kVrms (50 Hz/1 min)
- **Screening efficiency**  
≥ 90 dB (up to 7.5 GHz)
- **Mutual capacitance**  
77 pF/m
- **rel. propagation velocity**  
87 %
- **Signal delay**  
3.85 ns/m
- **Minimum bending radius**  
flexible 200 mm  
fixed 100 mm

## Cable structure

- Inner conductor: aluminium copper
- Dielectric: SPE (Foam PE)
- Outer conductor:
  1. copper foil 100%
  2. copper braid, tinned 80%
- Outer sheath: LSFH (mod. Polyethylene)
- Outer sheath colour: black (RAL 9005)

## Properties

- halogen-free and flame-retardant
- very good resistance to: oil, fuel, ozone and weather influences
- cold flexible
- heat resistant
- compliant with the essential fire protection standards
- excellent insertion damping
- high flexibility due to rotary cold forming technology

## Tests

- Flame spread acc. to IEC 60332-1, EN 60332-1-2, EN 50266-2-4, IEC 60332-3-24, BS 4066-3, NF C 32-070 C2
- Halogen-free acc. to IEC 60754
- Smoke density acc. to EN 61034-2
- Toxicity of combustion gases acc. to BS 6853 Annex B
- EN 45545-2 HL3
- NFPA 130
- UV-resistant acc. to DIN EN ISO 4892-2A

## Note

- please find further technical information in the H&S product data sheet
- other dimensions and colours on request

## Application

- RADOX® RF coaxial cables are specifically designed for railway applications and fully comply with European industry standards.
- Standard RG types can be replaced by RADOX® HF cables, which are low-smoke and flame-retardant.
- Applicable at frequencies up to 6 GHz, in special cases up to 8 GHz.

Part no.	Part no. H&S	No. cores x Diameter mm	Outer Ø app. mm	Weight app. kg / km
34770	23002145	1 x 3.8 mm	12,9	150

Dimensions and specifications may be changed without prior notice.



# RADOX® for Industrial Application

Overview	Page
RADOX® RXL 125 single core cable	110
RADOX® RXL 155 single core cable	112
RADOX® RXL UL 3266 / CSA AWM IA/B single core cable	114
RADOX® RXL UL 3271 / CSA AWM IA/B single core cable	116
RADOX® RXL UL 3289 / CSA CL 1503 single core cable	118





# RADOX® RXL 125

halogen-free single core cable, finely stranded



RADOX® RXL 125 FLEXIBEL 1x4 mm<sup>2</sup>

## Technical data

- single core cable with high abrasion resistance and thermal pressure resistance
- **Temperature range**  
-40°C to +125°C
- **Nominal voltage**  
≤ 0,75 mm<sup>2</sup> U<sub>0</sub>/U 300/500 V  
≥ 1 mm<sup>2</sup> U<sub>0</sub>/U 600/1000 V
- **Test voltage**  
≤ 0,75 mm<sup>2</sup> 2000 V  
≥ 1 mm<sup>2</sup> 3500 V
- **Minimum bending radius**  
fixed  
≤ 12 mm 3x Outer-Ø  
> 12 mm 4x Outer-Ø

## Cable structure

- Copper wire tinned, finely stranded acc. to EN 60228 cl.5
- Core insulation: RADOX® 125
- Core identification: see table

## Notes

- please find further technical information in the H&S product data sheet
- other dimensions and colours on request
- multi-core cables on request

## Properties

- halogen-free and flame-retardant
- very good resistance to: oil, fuel, ozone and weather influences
- cold flexible
- heat resistant
- electron beam cross-linked RADOX® insulation does not melt or flow

## Tests

- EN 45545-2 HL1 - HL3
- halogen-free mixture complies with EN 50363
- Corrosiveness of combustion gases  
pH ≥ 4.3, □ ≤ 10 µS/mm EN 60754- 2
- Hydrohalic acid content  
HCl + HBr ≤ 0.5 % EN 60754- 1
- Fluorine content  
HF ≤ 0.1 % EN 60684-2, # 45.2
- CPR-class: E<sub>ca</sub> up to 6 mm<sup>2</sup>,  
for all other cross-sections: B2<sub>ca</sub>
- DNV-GL No.Approval TAE00003GH

## Application

- Protected, fixed installation inside electrical equipment, especially suitable for connecting motor windings, control panels, magnets and transformers.

Part no.	Part no. H&S	No. cores x cross-sec. mm <sup>2</sup>	Outer Ø app. mm	Weight app. kg / km	Copper weight kg / km
35152	12519496	1 x 0,25 BK	1,3	4	2,4
11005752	12519497	1 x 0,25 BN	1,3	4	2,4
11005760	12521082	1 x 0,25 BU	1,3	4	2,4
11005759	12521081	1 x 0,25 OG	1,3	4	2,4
11005754	12521066	1 x 0,25 GN	1,3	4	2,4
11005761	12521088	1 x 0,25 GN-YE	1,3	4	2,4
11005751	12518105	1 x 0,25 GY	1,3	4	2,4
35151	12521067	1 x 0,25 RD	1,3	4	2,4
11005750	12516141	1 x 0,25 VT	1,3	4	2,4
35153	12516294	1 x 0,25 WH	1,3	4	2,4
11005753	12519498	1 x 0,25 YE	1,3	4	2,4
11005799	12536857	1 x 0,34 BK	1,5	5	3,3
11005895	85030117	1 x 0,34 BN	1,5	5	3,3
11005800	12537922	1 x 0,34 BU	1,5	5	3,3
11005898	85030120	1 x 0,34 GN	1,5	5	3,3
11005900	85030122	1 x 0,34 GY	1,5	5	3,3
11005896	85030118	1 x 0,34 OG	1,5	5	3,3
11005899	85030121	1 x 0,34 RD	1,5	5	3,3
11005804	12558211	1 x 0,34 WH	1,5	5	3,3
11005897	85030119	1 x 0,34 YE	1,5	5	3,3
11005747	12516088	1 x 0,5 BK	2,0	7	4,8
11005743	12515803	1 x 0,5 BN	2,0	7	4,8
11005757	12521075	1 x 0,5 BU	2,0	7	4,8
11005745	12516086	1 x 0,5 GN	2,0	7	4,8
11005749	12516091	1 x 0,5 GN-YE	2,0	7	4,8
11005746	12516087	1 x 0,5 GY	2,0	7	4,8
11005756	12521074	1 x 0,5 OG	2,0	7	4,8
11005748	12516089	1 x 0,5 RD	2,0	7	4,8
11005755	12521069	1 x 0,5 VT	2,0	7	4,8
11005744	12516080	1 x 0,5 WH	2,0	7	4,8

Part no.	Part no. H&S	No. cores x cross-sec. mm <sup>2</sup>	Outer Ø app. mm	Weight app. kg / km	Copper weight kg / km
11005758	12521076	1 x 0,5 YE	2,0	7	4,8
11005767	12530436	1 x 0,75 BK	2,2	10	7,2
11005764	12530432	1 x 0,75 BN	2,2	10	7,2
11005765	12530433	1 x 0,75 BU	2,2	10	7,2
11005741	12515492	1 x 0,75 GN	2,2	10	7,2
11005766	12530434	1 x 0,75 GN-YE	2,2	10	7,2
11005742	12515493	1 x 0,75 GY	2,2	10	7,2
11005803	12552231	1 x 0,75 OG	2,2	10	7,2
11005739	12515490	1 x 0,75 RD	2,2	10	7,2
11005787	12536734	1 x 0,75 VT	2,2	10	7,2
11005785	12535952	1 x 0,75 WH	2,2	10	7,2
11005740	12515491	1 x 0,75 YE	2,2	10	7,2
11005768	12534452	1 x 1 BK	2,6	14	9,6
11005731	12012050	1 x 1 BN	2,6	14	9,6
11005732	12012060	1 x 1 BU	2,6	14	9,6
11005788	12536735	1 x 1 GN	2,6	14	9,6
11005733	12012070	1 x 1 GN-YE	2,6	14	9,6
11005738	12505624	1 x 1 GY	2,6	14	9,6
11005737	12505622	1 x 1 OG	2,6	14	9,6
11005734	12012080	1 x 1 RD	2,6	14	9,6
11005736	12505621	1 x 1 VT	2,6	14	9,6
35272	12012040	1 x 1 WH	2,6	14	9,6
11005735	12012090	1 x 1 YE	2,6	14	9,6
11005781	12535840	1 x 1,5 BK	2,9	18	14,4
11005771	12534455	1 x 1,5 BN	2,9	18	14,4
11005769	12534453	1 x 1,5 BU	2,9	18	14,4
11005791	12536738	1 x 1,5 GN	2,9	18	14,4
11005790	12536737	1 x 1,5 GN-YE	2,9	18	14,4
11005770	12534454	1 x 1,5 GY	2,9	18	14,4
11005801	12538161	1 x 1,5 OG	2,9	18	14,4

Continuation ▶

# RADOX® RXL 125

halogen-free single core cable, finely stranded



Part no.	Part no. H&S	No. cores x cross-sec. mm <sup>2</sup>	Outer Ø app. mm	Weight app. kg / km	Copper weight kg / km
11005779	12535703	1 x 1,5 RD	2,9	18	14,4
11005792	12536739	1 x 1,5 VT	2,9	18	14,4
11005762	12528958	1 x 1,5 WH	2,9	18	14,4
11005789	12536736	1 x 1,5 YE	2,9	18	14,4
11005772	12534456	1 x 2,5 BK	3,4	30	24,0
11005778	12535684	1 x 2,5 BN	3,4	30	24,0
11005776	12535682	1 x 2,5 BU	3,4	30	24,0
11005793	12536740	1 x 2,5 GN	3,4	30	24,0
11005777	12535683	1 x 2,5 GN-YE	3,4	30	24,0
11005782	12535843	1 x 2,5 GY	3,4	30	24,0
11005786	12536516	1 x 2,5 OG	3,4	30	24,0
11005774	12535521	1 x 2,5 RD	3,4	30	24,0
11005802	12538836	1 x 2,5 VT	3,4	30	24,0
11005775	12535681	1 x 2,5 WH	3,4	30	24,0
11005780	12535714	1 x 2,5 YE	3,4	30	24,0
11005773	12534457	1 x 4 BK	4,0	46	38,4
11005794	12536741	1 x 4 BN	4,0	46	38,4
11005795	12536742	1 x 4 BU	4,0	46	38,4
11005784	12535912	1 x 4 GN	4,0	46	38,4
11005763	12528959	1 x 4 GN-YE	4,0	46	38,4
11005798	12536745	1 x 4 GY	4,0	46	38,4
11005869	84093193	1 x 4 OG	4,0	46	38,4
11005796	12536743	1 x 4 RD	4,0	46	38,4
11005783	12535911	1 x 4 WH	4,0	46	38,4
11005797	12536744	1 x 4 YE	4,0	46	38,4
11005810	12560235	1 x 6 BK	5,0	66	57,6
11005806	12560231	1 x 6 BN	5,0	66	57,6
11005805	12560230	1 x 6 BU	5,0	66	57,6
11005808	12560233	1 x 6 GN-YE	5,0	66	57,6
11005868	12586519	1 x 6 GY	5,0	66	57,6
11005809	12560234	1 x 6 RD	5,0	66	57,6
11005879	84148202	1 x 6 VT	5,0	66	57,6
11005811	12560236	1 x 6 WH	5,0	66	57,6
11005807	12560232	1 x 6 YE	5,0	66	57,6
11005816	12560242	1 x 10 BK	6,2	111	96,0
11005849	12582444	1 x 10 BN	6,2	111	96,0
11005812	12560238	1 x 10 BU	6,2	111	96,0
11005814	12560240	1 x 10 GN-YE	6,2	111	96,0
11005815	12560241	1 x 10 RD	6,2	111	96,0

Part no.	Part no. H&S	No. cores x cross-sec. mm <sup>2</sup>	Outer Ø app. mm	Weight app. kg / km	Copper weight kg / km
11005817	12560243	1 x 10 WH	6,2	111	96,0
11005813	12560239	1 x 10 YE	6,2	111	96,0
11005823	12560249	1 x 16 BK	7,4	166	153,6
11005867	12584353	1 x 16 BN	7,4	166	153,6
11005818	12560244	1 x 16 BU	7,4	166	153,6
11005820	12560246	1 x 16 GN-YE	7,4	166	153,6
11005821	12560247	1 x 16 GY	7,4	166	153,6
11005822	12560248	1 x 16 RD	7,4	166	153,6
11005824	12560250	1 x 16 WH	7,4	166	153,6
11005819	12560245	1 x 16 YE	7,4	166	153,6
11005827	12560254	1 x 25 BK	8,9	250	240,0
11005846	12581282	1 x 25 GN	8,9	250	240,0
11005825	12560252	1 x 25 GN-YE	8,9	250	240,0
11005906	85077070	1 x 25 GY	8,9	250	240,0
11005878	84142287	1 x 25 OG	8,9	250	240,0
11005826	12560253	1 x 25 RD	8,9	250	240,0
11005829	12560256	1 x 35 BK	10,3	349	336,0
11005851	12582833	1 x 35 GN	10,3	349	336,0
11005828	12560255	1 x 35 GN-YE	10,3	349	336,0
11005905	85077062	1 x 35 GY	10,3	349	336,0
11005909	85082446	1 x 35 RD	10,3	349	336,0
11005832	12560260	1 x 50 BK	12,1	499	480,0
11005830	12560258	1 x 50 GN-YE	12,1	499	480,0
11005831	12560259	1 x 50 RD	12,1	499	480,0
11005833	12560261	1 x 50 WH	12,1	499	480,0
11005836	12560265	1 x 70 BK	14,4	708	672,0
11005834	12560263	1 x 70 GN-YE	14,4	708	672,0
11005904	85076956	1 x 70 GY	14,4	708	672,0
11005835	12560264	1 x 70 RD	14,4	708	672,0
11005838	12560269	1 x 95 BK	16,0	888	912,0
11005837	12560268	1 x 95 GN-YE	16,0	888	912,0
11005888	85028249	1 x 95 OG	16,0	888	912,0
11005840	12560273	1 x 120 BK	18,6	1158	1152,0
11005839	12560272	1 x 120 GN-YE	18,6	1158	1152,0
11005841	12560275	1 x 150 BK	20,5	1445	1440,0
11005842	12560276	1 x 185 BK	22,2	1723	1776,0
11005876	84124746	1 x 185 GN-YE	22,2	1723	1776,0
11005843	12560277	1 x 240 BK	25,4	2246	2304,0

Dimensions and specifications may be changed without prior notice.



# RADOX® RXL 155

electron beam cross-linked single core, finely stranded



RADOX® RXL 155 FLEXIBEL 1x4 mm<sup>2</sup>

## Technical data

- single core cable with high abrasion resistance and thermal pressure resistance
- **Temperature range**  
fixed -55°C to +155°C
- **Nominal voltage**  
< 0.5 mm<sup>2</sup> U<sub>0</sub>/U 450/750 V  
> 0.5 mm<sup>2</sup> U<sub>0</sub>/U 600/1000 V
- **Test voltage**  
< 0.5 mm<sup>2</sup> 2500 V  
> 0.5 mm<sup>2</sup> 3500 V
- **Minimum bending radius**  
fixed  
≤ 12 mm 3x Outer-Ø  
> 12 mm 4x Outer-Ø

## Cable structure

- Copper wire tinned, finely stranded acc. to EN 60228 cl.5
- Core insulation: RADOX® 155 extruded electron beam cross-linked polyolefin
- Core identification: see table

## Notes

- please find further technical information in the H&S product data sheet
- other dimensions and colours on request
- multi-core cables on request

## Properties

- flame-retardant
- very good resistance to: oil, fuel, ozone and weather influences
- cold flexible
- heat resistant
- resistant to impregnating resins and varnishes
- electron beam cross-linked RADOX® insulation does not melt or flow

## Tests

- Heat class F 155°C acc. to EN 60085

## Application

- Protected, fixed installation inside electrical equipment, especially suitable for connecting motor windings, control panels, magnets and transformers.

Part no.	Part no. H&S	No. cores x cross-sec. mm <sup>2</sup>	Outer Ø app. mm	Weight app. kg / km	Copper weight kg / km
11005566	12420682	1 x 0,25 BK	1,5	4	2,4
11005573	12420745	1 x 0,25 BN	1,5	4	2,4
11005571	12420743	1 x 0,25 BU	1,5	4	2,4
11005567	12420688	1 x 0,25 GN	1,5	4	2,4
11005585	12516486	1 x 0,25 GN-YE	1,5	4	2,4
11005578	12509654	1 x 0,25 GY	1,5	4	2,4
11005576	12508402	1 x 0,25 OG	1,5	4	2,4
11005678	12582089	1 x 0,25 PK	1,5	4	2,4
11005575	12508401	1 x 0,25 RD	1,5	4	2,4
11005572	12420744	1 x 0,25 VT	1,5	4	2,4
11005579	12510763	1 x 0,25 WH	1,5	4	2,4
11005577	12508403	1 x 0,25 YE	1,5	4	2,4
11005583	12516401	1 x 0,34 BK	1,6	5	3,3
11005602	12543275	1 x 0,34 BN	1,6	5	3,3
11005584	12516402	1 x 0,34 BU	1,6	5	3,3
11005601	12543187	1 x 0,34 GN	1,6	5	3,3
11005705	12584071	1 x 0,34 GY	1,6	5	3,3
11005707	12584294	1 x 0,34 OG	1,6	5	3,3
11005582	12516400	1 x 0,34 RD	1,6	5	3,3
11005730	85089030	1 x 0,34 VT	1,6	5	3,3
11005588	12522240	1 x 0,34 WH	1,6	5	3,3
11005593	12537690	1 x 0,34 YE	1,6	5	3,3
11005563	12420676	1 x 0,5 BK	1,7	7	4,8
11005560	12420673	1 x 0,5 BN	1,7	7	4,8
11005559	12420672	1 x 0,5 BU	1,7	7	4,8
11005568	12420704	1 x 0,5 GN	1,7	7	4,8
11005561	12420674	1 x 0,5 GN-YE	1,7	7	4,8
11005569	12420705	1 x 0,5 GY	1,7	7	4,8
11005574	12507392	1 x 0,5 OG	1,7	7	4,8
11005562	12420675	1 x 0,5 RD	1,7	7	4,8
11005564	12420677	1 x 0,5 VT	1,7	7	4,8
11005565	12420678	1 x 0,5 WH	1,7	7	4,8
11005570	12420713	1 x 0,5 YE	1,7	7	4,8
11005514	12420028	1 x 0,75 BK	2,2	11	7,2
11005533	12420119	1 x 0,75 BN	2,2	11	7,2
11005513	12420027	1 x 0,75 BU	2,2	11	7,2
11005540	12420137	1 x 0,75 GN	2,2	11	7,2
11005515	12420029	1 x 0,75 GN-YE	2,2	11	7,2
11005555	12420328	1 x 0,75 GY	2,2	11	7,2
11005545	12420218	1 x 0,75 OG	2,2	11	7,2

Part no.	Part no. H&S	No. cores x cross-sec. mm <sup>2</sup>	Outer Ø app. mm	Weight app. kg / km	Copper weight kg / km
11005512	12420026	1 x 0,75 RD	2,2	11	7,2
11005554	12420327	1 x 0,75 VT	2,2	11	7,2
11005531	12420093	1 x 0,75 WH	2,2	11	7,2
11005511	12420025	1 x 0,75 YE	2,2	11	7,2
11005519	12420038	1 x 1 BK	2,6	15	9,6
11005534	12420120	1 x 1 BN	2,6	15	9,6
11005518	12420037	1 x 1 BU	2,6	15	9,6
11005541	12420138	1 x 1 GN	2,6	15	9,6
11005520	12420039	1 x 1 GN-YE	2,6	15	9,6
11005551	12420323	1 x 1 GY	2,6	15	9,6
11005552	12420325	1 x 1 OG	2,6	15	9,6
11005710	12586544	1 x 1 PK	2,6	15	9,6
11005517	12420036	1 x 1 RD	2,6	15	9,6
11005556	12420329	1 x 1 VT	2,6	15	9,6
11005532	12420094	1 x 1 WH	2,6	15	9,6
11005516	12420035	1 x 1 YE	2,6	15	9,6
11005524	12420048	1 x 1,5 BK	2,7	19	14,4
11005535	12420121	1 x 1,5 BN	2,7	19	14,4
11005523	12420047	1 x 1,5 BU	2,7	19	14,4
11005542	12420139	1 x 1,5 GN	2,7	19	14,4
11005525	12420049	1 x 1,5 GN-YE	2,7	19	14,4
11005550	12420322	1 x 1,5 GY	2,7	19	14,4
11005553	12420326	1 x 1,5 OG	2,7	19	14,4
11005522	12420046	1 x 1,5 RD	2,7	19	14,4
11005589	12522330	1 x 1,5 VT	2,7	19	14,4
11005544	12420187	1 x 1,5 WH	2,7	19	14,4
11005521	12420045	1 x 1,5 YE	2,7	19	14,4
11005529	12420058	1 x 2,5 BK	3,4	30	24,0
11005536	12420122	1 x 2,5 BN	3,4	30	24,0
11005528	12420057	1 x 2,5 BU	3,4	30	24,0
11005547	12420249	1 x 2,5 GN	3,4	30	24,0
11005530	12420059	1 x 2,5 GN-YE	3,4	30	24,0
11005558	12420479	1 x 2,5 GY	3,4	30	24,0
11005510	12212661	1 x 2,5 OG	3,4	30	24,0
11005527	12420056	1 x 2,5 RD	3,4	30	24,0
11005580	12515557	1 x 2,5 VT	3,4	30	24,0
11005546	12420248	1 x 2,5 WH	3,4	30	24,0
11005526	12420055	1 x 2,5 YE	3,4	30	24,0
34847	12420061	1 x 4 BK	4,1	46	38,4
11005539	12420126	1 x 4 BN	4,1	46	38,4

Continuation ▶

# RADOX® RXL 155

electron beam cross-linked single core, finely stranded



Part no.	Part no. H&S	No.cores x cross-sec. mm <sup>2</sup>	Outer Ø app. mm	Weight app. kg / km	Copper weight kg / km	Part no.	Part no. H&S	No.cores x cross-sec. mm <sup>2</sup>	Outer Ø app. mm	Weight app. kg / km	Copper weight kg / km
11005537	12420123	1 x 4 BU	4,1	46	38,4	11005627	12560297	1 x 16 BK	7,6	165	153,6
11005549	12420274	1 x 4 GN	4,1	46	38,4	11005654	12565268	1 x 16 BN	7,6	165	153,6
35198	12420125	1 x 4 GN-YE	4,1	46	38,4	11005624	12560294	1 x 16 BU	7,6	165	153,6
11005557	12420478	1 x 4 GY	4,1	46	38,4	11005625	12560295	1 x 16 GN-YE	7,6	165	153,6
11005538	12420124	1 x 4 RD	4,1	46	38,4	11005728	85076972	1 x 16 GY	7,6	165	153,6
11005581	12515558	1 x 4 VT	4,1	46	38,4	11005626	12560296	1 x 16 RD	7,6	165	153,6
11005548	12420253	1 x 4 WH	4,1	46	38,4	11005628	12560298	1 x 16 WH	7,6	165	153,6
11005543	12420169	1 x 4 YE	4,1	46	38,4	11005729	85086089	1 x 16 YE	7,6	165	153,6
11005615	12560285	1 x 6 BK	5,2	65	57,6	11005631	12560301	1 x 25 BK	9,2	250	240,0
11005609	12560279	1 x 6 BN	5,2	65	57,6	11005629	12560299	1 x 25 GN-YE	9,2	250	240,0
11005608	12560278	1 x 6 BU	5,2	65	57,6	11005630	12560300	1 x 25 RD	9,2	250	240,0
11005612	12560282	1 x 6 GN	5,2	65	57,6	11005632	12560302	1 x 25 WH	9,2	250	240,0
11005611	12560281	1 x 6 GN-YE	5,2	65	57,6	11005633	12560303	1 x 35 BK	10,6	345	336,0
11005613	12560283	1 x 6 GY	5,2	65	57,6	11005722	85018720	1 x 35 BU	10,6	345	336,0
11005614	12560284	1 x 6 RD	5,2	65	57,6	11005650	12563889	1 x 35 GN-YE	10,6	345	336,0
11005616	12560286	1 x 6 VT	5,2	65	57,6	11005651	12564046	1 x 35 OG	10,6	345	336,0
11005617	12560287	1 x 6 WH	5,2	65	57,6	11005634	12560304	1 x 35 WH	10,6	345	336,0
11005610	12560280	1 x 6 YE	5,2	65	57,6	35273	12560306	1 x 50 BK	12,3	500	480,0
11005622	12560292	1 x 10 BK	6,4	110	96,0	11005721	85018699	1 x 50 BU	12,3	500	480,0
11005716	84112190	1 x 10 BN	6,4	110	96,0	11005727	85071146	1 x 50 GN-YE	12,3	500	480,0
11005642	12560518	1 x 10 BU	6,4	110	96,0	11005635	12560307	1 x 70 BK	14,6	680	672,0
11005620	12560290	1 x 10 GN	6,4	110	96,0	11005636	12560308	1 x 95 BK	16,3	890	912,0
11005619	12560289	1 x 10 GN-YE	6,4	110	96,0	11005709	12585606	1 x 95 GN-YE	16,3	890	912,0
11005648	12563437	1 x 10 GY	6,4	110	96,0	11005637	12560309	1 x 120 BK	18,4	1100	1152,0
11005621	12560291	1 x 10 RD	6,4	110	96,0	11005638	12560310	1 x 150 BK	20,8	1420	1440,0
11005623	12560293	1 x 10 WH	6,4	110	96,0	11005639	12560311	1 x 185 BK	22,5	1710	1776,0
11005618	12560288	1 x 10 YE	6,4	110	96,0	11005640	12560312	1 x 240 BK	25,7	2250	2304,0

Dimensions and specifications may be changed without prior notice.

# RADOX® RXL UL 3266 / CSA AWM IA/B

electron beam cross-linked single core, finely stranded



RADOX® RXL UL 3266 / CSA AWM IA/B AWG12

## Technical data

- single core cable with high abrasion resistance and thermal pressure resistance
- **Temperature range**  
flexible -25°C to +125°C  
fixed -40°C to +125°C
- permissible **short circuit temperature**  
(short circuit duration max. 5 s)  
+280°C
- **Nominal voltage**  
U<sub>0</sub>/U 300 V AC
- **Test voltage**  
2000 V
- **Minimum bending radius**  
3x Outer-Ø

## Cable structure

- Copper wire tinned, finely stranded acc. to EN 60228 cl.5
- Core insulation: RADOX® 155 extruded electron beam cross-linked polyolefin
- Core identification: see table

## Notes

- please find further technical information in the H&S product data sheet
- other dimensions and colours on request

## Properties

- flame-retardant
- very good resistance to: oil, fuel, ozone and weather influences
- cold flexible
- heat resistant
- resistant to impregnating resins and varnishes
- electron beam cross-linked RADOX® insulation does not melt or flow

## Tests

The cables meet the following fire tests

- Horizontal flame spread:  
FT2 L ≤ 100 mm  
CSA C22.2 No. 0.3 # 4.11.2
- Horizontal flame spread:  
Appliance-wire V ≤ 25 mm/min.  
UL 1581 # 1090

## Approvals

- UL (Underwriters Laboratories)  
File no. E63322
- CSA (Canadian Standards Association)  
Report no. 69581
- Device cable CSA C22.2 No. 210.2  
AWM IA/B 125°C 300 V
- UL 758 Style 3266

## Application

- Protected, fixed installation inside electrical equipment, especially suitable for connecting motor windings, control panels, magnets and transformers.

Part no.	Part no. H&S	No. cores x cross-sec. mm <sup>2</sup>	Outer Ø app. mm	Weight app. kg / km	Copper weight kg / km	Part no.	Part no. H&S	No. cores x cross-sec. mm <sup>2</sup>	Outer Ø app. mm	Weight app. kg / km	Copper weight kg / km
11005432	12557574	26 AWG WH	1,3	3,2	1,2	11005437	12558496	22 AWG BU	1,7	5,3	3,1
11005509	85087384	26 AWG VT	1,3	3,2	1,2	11005449	12562263	22 AWG BN	1,7	5,3	3,1
11005429	12557568	26 AWG RD	1,3	3,2	1,2	11005434	12558493	22 AWG BK	1,7	5,3	3,1
11005430	12557569	26 AWG OG	1,3	3,2	1,2	11005412	12556831	20 AWG YE	1,8	9,3	5,0
11005431	12557572	26 AWG BU	1,3	3,2	1,2	11005409	12556828	20 AWG WH	1,8	9,3	5,0
11005428	12557567	26 AWG BN	1,3	3,2	1,2	11005440	12558898	20 AWG VT	1,8	9,3	5,0
11005427	12557566	26 AWG BK	1,3	3,2	1,2	11005414	12556833	20 AWG RD	1,8	9,3	5,0
11005419	12556853	24 AWG YE	1,5	4,1	2,0	11005413	12556832	20 AWG OG	1,8	9,3	5,0
11005421	12556856	24 AWG WH	1,5	4,1	2,0	11005422	12556925	20 AWG GY	1,8	9,3	5,0
11005424	12557175	24 AWG VT	1,5	4,1	2,0	11005468	12565703	20 AWG GN-YE	1,8	9,3	5,0
34859	12556852	24 AWG RD	1,5	4,1	2,0	11005411	12556830	20 AWG GN	1,8	9,3	5,0
11005426	12557517	24 AWG OG	1,5	4,1	2,0	11005410	12556829	20 AWG BU	1,8	9,3	5,0
11005433	12558484	24 AWG GY	1,5	4,1	2,0	11005415	12556834	20 AWG BN	1,8	9,3	5,0
11005420	12556854	24 AWG GN	1,5	4,1	2,0	11005416	12556835	20 AWG BK	1,8	9,3	5,0
34858	12556855	24 AWG BU	1,5	4,1	2,0	11005464	12565699	18 AWG YE	2,1	11,3	7,9
11005418	12556851	24 AWG BN	1,5	4,1	2,0	11005463	12565698	18 AWG WH	2,1	11,3	7,9
11005417	12556850	24 AWG BK	1,5	4,1	2,0	11005508	85086699	18 AWG VT	2,1	11,3	7,9
11005423	12557161	22 AWG YE	1,7	5,3	3,1	11005462	12565697	18 AWG RD	2,1	11,3	7,9
11005439	12558498	22 AWG WH	1,7	5,3	3,1	11005408	12522841	18 AWG OG	2,1	11,3	7,9
11005438	12558497	22 AWG VT	1,7	5,3	3,1	11005473	12567319	18 AWG GY	2,1	11,3	7,9
11005435	12558494	22 AWG RD	1,7	5,3	3,1	11005465	12565700	18 AWG GN-YE	2,1	11,3	7,9
11005436	12558495	22 AWG OG	1,7	5,3	3,1	11005446	12560065	18 AWG GN	2,1	11,3	7,9
11005425	12557321	22 AWG GY	1,7	5,3	3,1	11005461	12565696	18 AWG BU	2,1	11,3	7,9
11005441	12559058	22 AWG GN	1,7	5,3	3,1	11005460	12565695	18 AWG BN	2,1	11,3	7,9

Continuation ▶

# RADOX® RXL UL 3266 / CSA AWM IA/B

electron beam cross-linked single core, finely stranded

Part no.	Part no. H&S	No.cores x cross-sec. mm <sup>2</sup>	Outer Ø app. mm	Weight app. kg / km	Copper weight kg / km	Part no.	Part no. H&S	No.cores x cross-sec. mm <sup>2</sup>	Outer Ø app. mm	Weight app. kg / km	Copper weight kg / km
11005445	12559821	18 AWG BK	2,1	11,3	7,9	11005453	12565685	14 AWG RD	2,7	23,3	20,2
11005459	12565691	16 AWG WH	2,4	16,5	12,5	11005472	12566855	14 AWG GN-YE	2,7	23,3	20,2
11005458	12565690	16 AWG RD	2,4	16,5	12,5	11005452	12565684	14 AWG BU	2,7	23,3	20,2
11005476	12568812	16 AWG GN-YE	2,4	16,5	12,5	11005497	84130135	14 AWG BN	2,7	23,3	20,2
11005457	12565689	16 AWG GN	2,4	16,5	12,5	11005451	12565683	14 AWG BK	2,7	23,3	20,2
11005456	12565688	16 AWG BU	2,4	16,5	12,5	11005496	84118064	12 AWG BU	3,2	35,3	31,8
11005455	12565687	16 AWG BN	2,4	16,5	12,5	11005447	12561781	12 AWG BK	3,2	35,3	31,8
11005454	12565686	16 AWG BK	2,4	16,5	12,5	11005501	85001104	10 AWG VT	3,9	56,1	50,5
11005407	12522819	16 AWG OG	2,4	16,5	12,5	11005450	12564022	10 AWG GN-YE	3,9	56,1	50,5
11005471	12566854	14 AWG WH	2,7	23,3	20,2						

Dimensions and specifications may be changed without prior notice.

# RADOX® RXL UL 3271 / CSA AWM IA/B

electron beam cross-linked single core, finely stranded



RADOX® RXL UL 3271 / CSA AWM IA/B AWG 8 (10,0 mm²)

## Technical data

- single core cable with high abrasion resistance and thermal pressure resistance
- **Temperature range**  
flexible -25°C to +125°C  
fixed -40°C to +125°C
- permissible **short circuit temperature** (short circuit duration max. 5 s)  
+280°C
- **Nominal voltage**  
U<sub>0</sub>/U 600 V AC
- **Test voltage**  
2500 V
- **Minimum bending radius**  
fixed  
≤ (2) AWG 3x Outer-Ø  
> (2) AWG 4x Outer-Ø

## Cable structure

- Copper wire tinned, finely stranded acc. to EN 60228 cl.5
- Core insulation: RADOX® extruded electron beam cross-linked polyolefin
- Core identification: see table

## Notes

- please find further technical information in the H&S product data sheet
- other dimensions and colours on request

## Properties

- flame-retardant
- very good resistance to: oil, fuel, ozone and weather influences
- cold flexible
- heat resistant
- electron beam cross-linked RADOX® insulation does not melt or flow

## Tests

The cables meet the following fire tests

- Vertical flame spread FT1:  
(> 16 mm²).. L ≤ 250 mm, t ≤ 60 s  
CSA C22.2 No. 2556 # 9.3
- Horizontal flame spread FT2:  
L ≤ 100 mm CSA C22.2 No. 2556 # 9.1
- Vertical flame spread:  
50 < L ≤ 540 mm  
EN 60332-1-2, IEC 60332-1-2
- Horizontal flame spread:  
Appliance-wire V ≤ 25 mm/min.  
UL 1581 # 1090

## Approvals

- UL (Underwriters Laboratories)  
File No. E63322 L ≤ 100 mm  
CSA C22.2 No. 0.3 # 4.11.2
- CSA (Canadian Standards Association)  
Report No. 069581
- Device cable CSA C22.2 No. 210.2  
AWM I A/B 125°C 600 V FT2
- UL 758 Style 3271

## Application

- Protected, fixed installation inside electrical equipment, especially suitable for connecting motor windings, control panels, magnets and transformers.

Part no.	Part no. H&S	No. cores x cross-sec. mm²	Outer Ø app. mm	Weight app. kg / km	Copper weight kg / km
11005320	12556574	24 AWG WH	2,2	7,2	2,0
11005318	12556570	24 AWG RD	2,2	7,2	2,0
11005404	12582553	24 AWG OG	2,2	7,2	2,0
11005319	12556573	24 AWG BU	2,2	7,2	2,0
11005317	12556568	24 AWG BK	2,2	7,2	2,0
11005379	12563834	22 AWG WH	2,4	9,2	3,1
11005388	12567358	22 AWG VT	2,4	9,2	3,1
11005316	12553851	22 AWG RD	2,4	9,2	3,1
11005387	12567357	22 AWG OG	2,4	9,2	3,1
11005386	12566361	22 AWG GY	2,4	9,2	3,1
11005402	12567739	22 AWG GN-YE	2,4	9,2	3,1
11005389	12567360	22 AWG BU	2,4	9,2	3,1
11005390	12567362	22 AWG BN	2,4	9,2	3,1
11005375	12561565	22 AWG BK	2,4	9,2	3,1
11005325	12556586	20 AWG YE	2,6	12,0	5,0
11005329	12556591	20 AWG WH	2,6	12,0	5,0
11005323	12556584	20 AWG RD	2,6	12,0	5,0
11005324	12556585	20 AWG OG	2,6	12,0	5,0
11005328	12556590	20 AWG GY	2,6	12,0	5,0
11005326	12556587	20 AWG GN	2,6	12,0	5,0

Part no.	Part no. H&S	No. cores x cross-sec. mm²	Outer Ø app. mm	Weight app. kg / km	Copper weight kg / km
11005327	12556588	20 AWG BU	2,6	12,0	5,0
11005322	12556583	20 AWG BN	2,6	12,0	5,0
11005321	12556582	20 AWG BK	2,6	12,0	5,0
11005333	12556595	18 AWG YE	2,9	16,0	7,9
11005337	12556599	18 AWG WH	2,9	16,0	7,9
11005332	12556594	18 AWG RD	2,9	16,0	7,9
11005401	12567738	18 AWG OG	2,9	16,0	7,9
11005336	12556598	18 AWG GY	2,9	16,0	7,9
11005338	12556600	18 AWG GN-YE	2,9	16,0	7,9
11005334	12556596	18 AWG GN	2,9	16,0	7,9
11005335	12556597	18 AWG BU	2,9	16,0	7,9
11005331	12556593	18 AWG BN	2,9	16,0	7,9
11005330	12556592	18 AWG BK	2,9	16,0	7,9
11005391	12567683	16 AWG YE	3,2	21,0	12,5
11005385	12566313	16 AWG WH	3,2	21,0	12,5
11005340	12556603	16 AWG RD	3,2	21,0	12,5
11005400	12567737	16 AWG OG	3,2	21,0	12,5
11005341	12556604	16 AWG GY	3,2	21,0	12,5
11005314	12552205	16 AWG GN-YE	3,2	21,0	12,5
11005313	12552204	16 AWG BU	3,2	21,0	12,5

Continuation ►



# RADOX® RXL UL 3271 / CSA AWM IA/B

electron beam cross-linked single core, finely stranded

Part no.	Part no. H&S	No.cores x cross-sec. mm <sup>2</sup>	Outer Ø app. mm	Weight app. kg / km	Copper weight kg / km	Part no.	Part no. H&S	No.cores x cross-sec. mm <sup>2</sup>	Outer Ø app. mm	Weight app. kg / km	Copper weight kg / km
11005339	12556602	16 AWG BN	3,2	21,0	12,5	11005367	12558126	8 AWG (10 mm <sup>2</sup> ) RD	6,4	121,0	96,0
11005312	12552203	16 AWG BK	3,2	21,0	12,5	11005368	12558480	8 AWG (10 mm <sup>2</sup> ) GY	6,4	121,0	96,0
11005344	12556607	14 AWG YE	3,5	29,0	20,2	11005309	12548452	8 AWG (10 mm <sup>2</sup> ) GN-YE	6,4	121,0	96,0
11005347	12556610	14 AWG WH	3,5	29,0	20,2	11005376	12562285	8 AWG (10 mm <sup>2</sup> ) BU	6,4	121,0	96,0
11005343	12556606	14 AWG RD	3,5	29,0	20,2	11005370	12560212	8 AWG (10 mm <sup>2</sup> ) BN	6,4	121,0	96,0
11005399	12567736	14 AWG OG	3,5	29,0	20,2	11005358	12556621	8 AWG (10 mm <sup>2</sup> ) BK	6,4	121,0	96,0
11005346	12556609	14 AWG GY	3,5	29,0	20,2	11005392	12567725	6 AWG (16 mm <sup>2</sup> ) WH	8,6	188,0	153,6
11005348	12556611	14 AWG GN-YE	3,5	29,0	20,2	11005393	12567726	6 AWG (16 mm <sup>2</sup> ) RD	8,6	188,0	153,6
11005345	12556608	14 AWG GN	3,5	29,0	20,2	11005361	12556624	6 AWG (16 mm <sup>2</sup> ) GY	8,6	188,0	153,6
11005311	12552202	14 AWG BU	3,5	29,0	20,2	11005373	12561041	6 AWG (16 mm <sup>2</sup> ) GN-YE	8,6	188,0	153,6
11005342	12556605	14 AWG BN	3,5	29,0	20,2	11005374	12561342	6 AWG (16 mm <sup>2</sup> ) BU	8,6	188,0	153,6
11005310	12552201	14 AWG BK	3,5	29,0	20,2	11005360	12556623	6 AWG (16 mm <sup>2</sup> ) BK	8,6	188,0	153,6
11005397	12567732	12 AWG WH	4,0	42,2	31,7	11005377	12562841	4 AWG (25 mm <sup>2</sup> ) BK	9,9	268,0	240,0
11005363	12557515	12 AWG RD	4,0	42,2	31,7	11005382	12565595	4 AWG (25 mm <sup>2</sup> ) RD	9,9	268,0	240,0
11005398	12567734	12 AWG OG	4,0	42,2	31,7	11005362	12557013	4 AWG (25 mm <sup>2</sup> ) GY	9,9	268,0	240,0
11005351	12556614	12 AWG GY	4,0	42,2	31,7	11005378	12563463	4 AWG (25 mm <sup>2</sup> ) BU	9,9	268,0	240,0
11005352	12556615	12 AWG GN-YE	4,0	42,2	31,7	11005406	12585480	2 AWG (35 mm <sup>2</sup> ) RD	11,1	364,0	336,0
11005364	12557516	12 AWG BU	4,0	42,2	31,7	11005359	12556622	2 AWG (35 mm <sup>2</sup> ) GY	11,1	364,0	336,0
11005350	12556613	12 AWG BN	4,0	42,2	31,7	11005383	12565876	2 AWG (35 mm <sup>2</sup> ) GN-YE	11,1	364,0	336,0
11005349	12556612	12 AWG BK	4,0	42,2	31,7	11005405	12584302	2 AWG (35 mm <sup>2</sup> ) BU	11,1	364,0	336,0
11005396	12567730	10 AWG WH	4,7	64,1	50,9	11005308	12547370	2 AWG (35 mm <sup>2</sup> ) BK	11,1	364,0	336,0
11005355	12556618	10 AWG RD	4,7	64,1	50,9	11005365	12558020	1 AWG (50 mm <sup>2</sup> ) GY	13,7	543,0	480,0
11005395	12567729	10 AWG OG	4,7	64,1	50,9	11005371	12560357	1 AWG (50 mm <sup>2</sup> ) GN-YE	13,7	543,0	480,0
11005369	12559265	10 AWG GY	4,7	64,1	50,9	11005403	12582549	1 AWG (50 mm <sup>2</sup> ) BU	13,7	543,0	480,0
11005357	12556620	10 AWG GN-YE	4,7	64,1	50,9	11005366	12558023	1 AWG (50 mm <sup>2</sup> ) BK	13,7	543,0	480,0
11005381	12565211	10 AWG GN	4,7	64,1	50,9	11005372	12560359	2/0 AWG (70 mm <sup>2</sup> ) GN-YE	15,8	723,0	672,0
11005356	12556619	10 AWG BU	4,7	64,1	50,9	11005315	12552818	2/0 AWG (70 mm <sup>2</sup> ) BK	15,8	723,0	672,0
11005354	12556617	10 AWG BN	4,7	64,1	50,9	11005380	12563839	3/0 AWG (95 mm <sup>2</sup> ) BK	17,4	955,0	912,0
11005353	12556616	10 AWG BK	4,7	64,1	50,9	11005384	12566112	4/0 AWG (120 mm <sup>2</sup> ) BK	19,6	1160,0	1152,0
11005394	12567727	8 AWG (10 mm <sup>2</sup> ) WH	6,4	121,0	96,0						

Dimensions and specifications may be changed without prior notice.

# RADOX® RXL UL 3289 / CSA CL 1503

electron beam cross-linked single core, finely stranded



RADOX® RXL UL 3289 / CSA AWG 8 (10,0 mm²)

## Technical data

- single core cable with high abrasion resistance and thermal pressure resistance
- **Temperature range**  
flexible -40°C to +150°C  
fixed -55°C to +150°C
- **Nominal voltage**  
U<sub>0</sub>/U 600 V AC
- **Test voltage**  
2500 V
- **Minimum bending radius**  
3x Outer-Ø

## Cable structure

- Copper wire tinned, finely stranded acc. to EN 60228 cl.5
- Core insulation: RADOX® 155 extruded electron beam cross-linked polyolefin
- Core identification: see table

## Notes

- please find further technical information in the H&S product data sheet
- other dimensions and colours on request

## Properties

- flame-retardant
- very good resistance to: oil, fuel, ozone and weather influences
- cold flexible
- heat resistant
- resistant to impregnating resins and varnishes
- electron beam cross-linked RADOX® insulation does not melt or flow

## Approvals

- UL (Underwriters Laboratories)  
File no. E63322
- CSA (Canadian Standards Association)  
Report no. 039507

## Application

- Protected, fixed installation inside electrical equipment, especially suitable for connecting motor windings, control panels, magnets and transformers.

Part no.	Part no. H&S	No. cores x cross-sec. mm²	Outer Ø app. mm	Weight app. kg / km	Copper weight kg / km	Part no.	Part no. H&S	No. cores x cross-sec. mm²	Outer Ø app. mm	Weight app. kg / km	Copper weight kg / km
11005294	12586532	24 AWG YE	2,3	6,6	2,0	11005179	12522872	20 AWG BK	2,6	11,0	5,0
11005252	12568116	24 AWG WH	2,3	6,6	2,0	11005173	12522853	18 AWG YE	2,9	15,0	7,9
11005249	12566121	24 AWG RD	2,3	6,6	2,0	11005177	12522858	18 AWG WH	2,9	15,0	7,9
11005292	12586530	24 AWG GY	2,3	6,6	2,0	11005176	12522856	18 AWG VT	2,9	15,0	7,9
11005295	12586533	24 AWG GN-YE	2,3	6,6	2,0	11005171	12522851	18 AWG RD	2,9	15,0	7,9
11005303	84131585	24 AWG GN	2,3	6,6	2,0	11005172	12522852	18 AWG OG	2,9	15,0	7,9
11005304	84131855	24 AWG BU	2,3	6,6	2,0	11005208	12523379	18 AWG GY	2,9	15,0	7,9
11005293	12586531	24 AWG BN	2,3	6,6	2,0	11005178	12522859	18 AWG GN-YE	2,9	15,0	7,9
11005251	12567946	24 AWG BK	2,3	6,6	2,0	11005174	12522854	18 AWG GN	2,9	15,0	7,9
11005289	12585219	22 AWG YE	2,4	7,9	3,1	11005175	12522855	18 AWG BU	2,9	15,0	7,9
11005258	12581606	22 AWG WH	2,4	7,9	3,1	11005170	12522850	18 AWG BN	2,9	15,0	7,9
11005300	84123511	22 AWG VT	2,4	7,9	3,1	11005169	12522849	18 AWG BK	2,9	15,0	7,9
11005192	12522898	22 AWG RD	2,4	7,9	3,1	11005162	12522831	16 AWG YE	3,2	21,0	12,5
11005301	84123518	22 AWG OG	2,4	7,9	3,1	11005167	12522836	16 AWG WH	3,2	21,0	12,5
11005194	12522904	22 AWG GY	2,4	7,9	3,1	11005165	12522834	16 AWG VT	3,2	21,0	12,5
11005298	84117939	22 AWG GN-YE	2,4	7,9	3,1	11005160	12522829	16 AWG RD	3,2	21,0	12,5
11005291	12586529	22 AWG GN	2,4	7,9	3,1	11005161	12522830	16 AWG OG	3,2	21,0	12,5
11005193	12522903	22 AWG BU	2,4	7,9	3,1	11005166	12522835	16 AWG GY	3,2	21,0	12,5
11005191	12522897	22 AWG BN	2,4	7,9	3,1	11005168	12522837	16 AWG GN-YE	3,2	21,0	12,5
11005190	12522896	22 AWG BK	2,4	7,9	3,1	11005163	12522832	16 AWG GN	3,2	21,0	12,5
11005183	12522876	20 AWG YE	2,6	11,0	5,0	11005164	12522833	16 AWG BU	3,2	21,0	12,5
11005188	12522881	20 AWG WH	2,6	11,0	5,0	11005159	12522828	16 AWG BN	3,2	21,0	12,5
11005186	12522879	20 AWG VT	2,6	11,0	5,0	34768	12522827	16 AWG BK	3,2	21,0	12,5
11005181	12522874	20 AWG RD	2,6	11,0	5,0	11005153	12522805	14 AWG YE	3,5	27,2	202,0
11005182	12522875	20 AWG OG	2,6	11,0	5,0	11005157	12522810	14 AWG WH	3,5	27,2	202,0
11005187	12522880	20 AWG GY	2,6	11,0	5,0	11005250	12566883	14 AWG VT	3,5	27,2	202,0
11005189	12522882	20 AWG GN-YE	2,6	11,0	5,0	11005151	12522803	14 AWG RD	3,5	27,2	202,0
11005184	12522877	20 AWG GN	2,6	11,0	5,0	11005152	12522804	14 AWG OG	3,5	27,2	202,0
11005185	12522878	20 AWG BU	2,6	11,0	5,0	11005156	12522809	14 AWG GY	3,5	27,2	202,0
11005180	12522873	20 AWG BN	2,6	11,0	5,0	11005158	12522811	14 AWG GN-YE	3,5	27,2	202,0

Continuation ▶

# RADOX® RXL UL 3289 / CSA CL 1503

electron beam cross-linked single core, finely stranded



Part no.	Part no. H&S	No.cores x cross-sec. mm <sup>2</sup>	Outer Ø app. mm	Weight app. kg / km	Copper weight kg / km	Part no.	Part no. H&S	No.cores x cross-sec. mm <sup>2</sup>	Outer Ø app. mm	Weight app. kg / km	Copper weight kg / km
11005154	12522806	14 AWG GN	3,5	27,2	202,0	35221	12528237	8 AWG (10 mm <sup>2</sup> ) BK	6,4	117,0	96,0
11005155	12522807	14 AWG BU	3,5	27,2	202,0	11005228	12560334	6 AWG (16 mm <sup>2</sup> ) YE	8,9	184,0	153,6
11005150	12522802	14 AWG BN	3,5	27,2	202,0	11005307	85084750	6 AWG (16 mm <sup>2</sup> ) WH	8,9	184,0	153,6
35222	12522801	14 AWG BK	3,5	27,2	202,0	11005225	12560331	6 AWG (16 mm <sup>2</sup> ) RD	8,9	184,0	153,6
11005198	12522945	12 AWG YE	4,0	40,0	31,7	11005227	12560333	6 AWG (16 mm <sup>2</sup> ) GN-YE	8,9	184,0	153,6
11005200	12522950	12 AWG WH	4,0	40,0	31,7	11005226	12560332	6 AWG (16 mm <sup>2</sup> ) GN	8,9	184,0	153,6
11005257	12581251	12 AWG VT	4,0	40,0	31,7	11005230	12560336	6 AWG (16 mm <sup>2</sup> ) BU	8,9	184,0	153,6
11005197	12522943	12 AWG RD	4,0	40,0	31,7	11005229	12560335	6 AWG (16 mm <sup>2</sup> ) BN	8,9	184,0	153,6
11005255	12581249	12 AWG GY	4,0	40,0	31,7	11005224	12560330	6 AWG (16 mm <sup>2</sup> ) BK	8,9	184,0	153,6
11005201	12522951	12 AWG GN-YE	4,0	40,0	31,7	11005235	12560341	4 AWG (25 mm <sup>2</sup> ) YE	10,2	258,0	240,0
11005256	12581250	12 AWG GN	4,0	40,0	31,7	11005232	12560338	4 AWG (25 mm <sup>2</sup> ) RD	10,2	258,0	240,0
11005199	12522947	12 AWG BU	4,0	40,0	31,7	11005234	12560340	4 AWG (25 mm <sup>2</sup> ) GN-YE	10,2	258,0	240,0
11005196	12522942	12 AWG BN	4,0	40,0	31,7	11005233	12560339	4 AWG (25 mm <sup>2</sup> ) GN	10,2	258,0	240,0
11005195	12522941	12 AWG BK	4,0	40,0	31,7	11005237	12560343	4 AWG (25 mm <sup>2</sup> ) BU	10,2	258,0	240,0
11005204	12522956	10 AWG YE	4,7	61,6	50,9	11005236	12560342	4 AWG (25 mm <sup>2</sup> ) BN	10,2	258,0	240,0
11005206	12522961	10 AWG WH	4,7	61,6	50,9	11005231	12560337	4 AWG (25 mm <sup>2</sup> ) BK	10,2	258,0	240,0
11005203	12522954	10 AWG RD	4,7	61,6	50,9	11005242	12560348	2 AWG (35 mm <sup>2</sup> ) YE	11,4	365,0	336,0
11005286	12584673	10 AWG GY	4,7	61,6	50,9	11005239	12560345	2 AWG (35 mm <sup>2</sup> ) RD	11,4	365,0	336,0
11005207	12522962	10 AWG GN-YE	4,7	61,6	50,9	11005305	85018696	2 AWG (35 mm <sup>2</sup> ) OG	11,4	365,0	336,0
11005283	12584339	10 AWG GN	4,7	61,6	50,9	11005241	12560347	2 AWG (35 mm <sup>2</sup> ) GN-YE	11,4	365,0	336,0
11005205	12522958	10 AWG BU	4,7	61,6	50,9	11005240	12560346	2 AWG (35 mm <sup>2</sup> ) GN	11,4	365,0	336,0
11005202	12522953	10 AWG BN	4,7	61,6	50,9	11005244	12560350	2 AWG (35 mm <sup>2</sup> ) BU	11,4	365,0	336,0
35220	12522952	10 AWG BK	4,7	61,6	50,9	11005243	12560349	2 AWG (35 mm <sup>2</sup> ) BN	11,4	365,0	336,0
11005211	12528240	8 AWG (10 mm <sup>2</sup> ) YE	6,4	117,0	96,0	11005238	12560344	2 AWG (35 mm <sup>2</sup> ) BK	11,4	365,0	336,0
11005214	12532370	8 AWG (10 mm <sup>2</sup> ) WH	6,4	117,0	96,0	11005287	12584944	1 AWG (50 mm <sup>2</sup> ) GN-YE	14,0	543,0	480,0
11005210	12528239	8 AWG (10 mm <sup>2</sup> ) RD	6,4	117,0	96,0	34769	12560351	1 AWG (50 mm <sup>2</sup> ) BK	14,0	543,0	480,0
11005215	12532462	8 AWG (10 mm <sup>2</sup> ) GN-YE	6,4	117,0	96,0	11005285	12584471	2/0 AWG (70 mm <sup>2</sup> ) GN-YE	16,1	713,0	672,0
11005212	12528241	8 AWG (10 mm <sup>2</sup> ) GN	6,4	117,0	96,0	11005245	12560352	2/0 AWG (70 mm <sup>2</sup> ) BK	16,1	713,0	672,0
11005213	12528242	8 AWG (10 mm <sup>2</sup> ) BU	6,4	117,0	96,0	11005284	12584470	3/0 AWG (95 mm <sup>2</sup> ) GN-YE	17,6	936,0	912,0
11005209	12528238	8 AWG (10 mm <sup>2</sup> ) BN	6,4	117,0	96,0	11005247	12562475	3/0 AWG (95 mm <sup>2</sup> ) BK	17,6	936,0	912,0

Dimensions and specifications may be changed without prior notice.





# Copper wire

## Overview

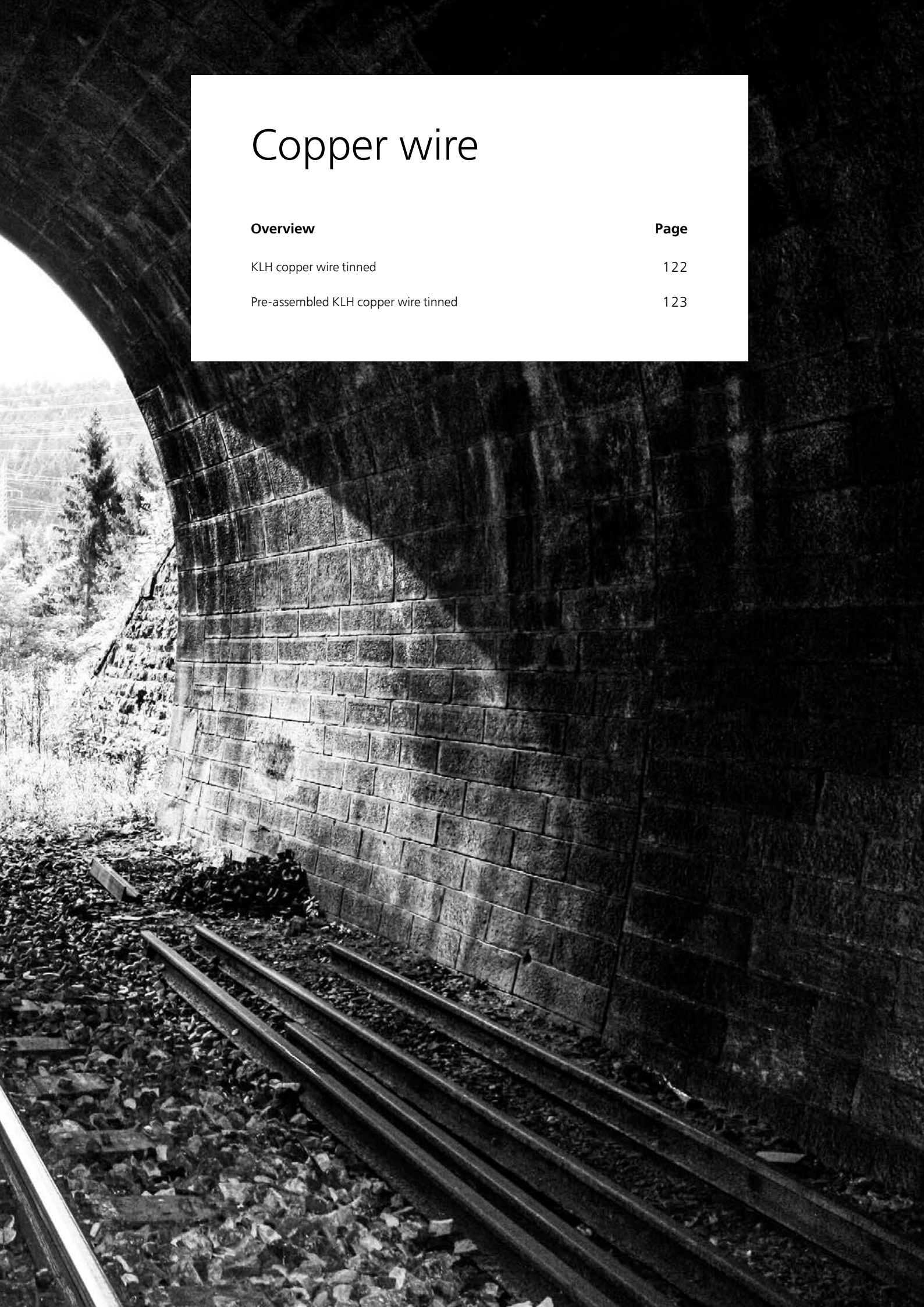
## Page

KLH copper wire tinned

122

Pre-assembled KLH copper wire tinned

123



# KLH copper wire tinned

ground and earth connection, highly flexible



## Technical data

- copper wire, highly flexible, tinned
- **Material**  
CU-ETP1
- **Layer thickness / Coating**  
12,7 g/kg
- **Direction of lay**  
Z
- **Tensile strength**  
200 MPa
- **Elongation at break**  
10 %

## Cable structure

- Copper wire tinned, extra fine wire
- Single wire diameter 0.2 mm

## Properties

- highly flexible
- ready to use or cut to length
- in reference to DIN 46438
- very good cutting behaviour

## Note

- other dimensions on request

## Application

- The copper wires are used in switch and control cabinets, on cable trays and roof structures, as well as for underfloor components.

Part no.	Cross-section mm <sup>2</sup>	Outer Ø app. mm	Weight app. kg / km	Copper weight kg / km
34757	10	5,3	100	100,0
34756	16	6,3	160	160,0
34753	25	7,8	250	250,0
34754	35	9,1	350	350,0

Part no.	Cross-section mm <sup>2</sup>	Outer Ø app. mm	Weight app. kg / km	Copper weight kg / km
34763	50	10,6	500	500,0
34755	70	12,5	700	700,0
34759	95	15,9	950	950,0

Dimensions and specifications may be changed without prior notice.



# Pre-assembled KLH copper wire tinned

ground and earth connection, highly flexible



## Technical data

- pre-assembled copper wire, highly flexible, tinned
- **Material**  
CU-ETP1
- **Layer thickness / Coating**  
12,7 g/kg
- **Direction of lay**  
Z
- **Tensile strength**  
200 MPa
- **Elongation at break**  
10 %

## Cable structure

- Copper wire tinned, extra fine wire
- Single wire diameter 0.2 mm
- Cable lug on both sides

## Properties

- highly flexible
- pre-assembled for connection
- in reference to DIN 46438

## Note

- other dimensions on request

## Application

- The copper wires are used in switch and control cabinets, on cable trays and roof structures, as well as for underfloor components.

Part no.	Cross-section mm <sup>2</sup>	Outer Ø app. mm	Weight app. kg / km	Copper weight kg / km	Part no.	Cross-section mm <sup>2</sup>	Outer Ø app. mm	Weight app. kg / km	Copper weight kg / km
35123	5 - 16 - 150 - 8	6,3	42	incl.	34864	6 - 16 - 500 - 10	6,3	98	incl.
35172	5 - 16 - 200 - 8	6,3	49	incl.	34909	6 - 16 - 500 - 6	6,3	94	incl.
35124	5 - 16 - 250 - 8	6,3	55	incl.	34914	6 - 16 - 500 - 8	6,3	95	incl.
35186	5 - 16 - 300 - 8	6,3	64	incl.	35085	6 - 16 - 550 - 10	6,3	101	incl.
35083	5 - 16 - 350 - 10	6,3	72	incl.	34910	6 - 16 - 550 - 6	6,3	104	incl.
35125	5 - 16 - 350 - 8	6,3	72	incl.	35074	6 - 16 - 550 - 8	6,3	101	incl.
35173	5 - 16 - 750 - 8	6,3	128	incl.	35086	6 - 16 - 600 - 10	6,3	113	incl.
35174	5 - 16 - 900 - 8	6,3	158	incl.	35073	6 - 16 - 600 - 6	6,3	110	incl.
35082	5 - 16 - 950 - 8	6,3	167	incl.	35102	6 - 16 - 600 - 8	6,3	113	incl.
34925	6 - 16 - 100 - 6	6,3	32	incl.	34865	6 - 16 - 650 - 10	6,3	120	incl.
34911	6 - 16 - 100 - 8	6,3	34	incl.	11007139	6 - 16 - 650 - 6	6,3	118	incl.
34927	6 - 16 - 150 - 10	6,3	42	incl.	35043	6 - 16 - 650 - 8	6,3	118	incl.
35036	6 - 16 - 150 - 6	6,3	41	incl.	35087	6 - 16 - 700 - 10	6,3	126	incl.
35038	6 - 16 - 150 - 8	6,3	42	incl.	35274	6 - 16 - 700 - 6	6,3	127	incl.
34928	6 - 16 - 200 - 10	6,3	47	incl.	35138	8 - 16 - 100 - 8	6,3	35	incl.
34905	6 - 16 - 200 - 6	6,3	49	incl.	34868	8 - 16 - 150 - 10	6,3	42	incl.
35039	6 - 16 - 200 - 8	6,3	48	incl.	34916	8 - 16 - 150 - 8	6,3	42	incl.
34929	6 - 16 - 250 - 10	6,3	52	incl.	34922	8 - 16 - 200 - 10	6,3	50	incl.
34906	6 - 16 - 250 - 6	6,3	56	incl.	34912	8 - 16 - 200 - 8	6,3	50	incl.
35040	6 - 16 - 250 - 8	6,3	55	incl.	34869	8 - 16 - 250 - 10	6,3	58	incl.
34924	6 - 16 - 300 - 10	6,3	66	incl.	35166	8 - 16 - 250 - 8	6,3	56	incl.
34907	6 - 16 - 300 - 6	6,3	62	incl.	35034	8 - 16 - 300 - 10	6,3	66	incl.
35041	6 - 16 - 300 - 8	6,3	64	incl.	34917	8 - 16 - 300 - 8	6,3	66	incl.
35032	6 - 16 - 350 - 10	6,3	72	incl.	34870	8 - 16 - 350 - 10	6,3	74	incl.
34908	6 - 16 - 350 - 6	6,3	70	incl.	35167	8 - 16 - 350 - 8	6,3	75	incl.
34932	6 - 16 - 350 - 8	6,3	72	incl.	34923	8 - 16 - 400 - 10	6,3	80	incl.
34862	6 - 16 - 400 - 10	6,3	80	incl.	35045	8 - 16 - 400 - 8	6,3	80	incl.
35179	6 - 16 - 400 - 6	6,3	78	incl.	35189	8 - 16 - 450 - 10	6,3	86	incl.
35042	6 - 16 - 400 - 8	6,3	78	incl.	35103	8 - 16 - 450 - 8	6,3	136	incl.
34863	6 - 16 - 450 - 10	6,3	89	incl.	34871	8 - 16 - 500 - 10	6,3	100	incl.
35037	6 - 16 - 450 - 6	6,3	87	incl.	35046	8 - 16 - 500 - 8	6,3	96	incl.
35101	6 - 16 - 450 - 8	6,3	88	incl.	34872	8 - 16 - 550 - 10	6,3	106	incl.

Continuation ►

# Pre-assembled KLH copper wire tinned

ground and earth connection, highly flexible

Part no.	Cross-section mm <sup>2</sup>	Outer Ø app. mm	Weight app. kg / km	Copper weight kg / km
35168	8 - 16 - 550 - 8	6,3	90	incl.
35122	8 - 16 - 600 - 10	6,3	113	incl.
35047	8 - 16 - 600 - 8	6,3	113	incl.
35035	8 - 16 - 650 - 10	6,3	120	incl.
35075	8 - 16 - 650 - 8	6,3	120	incl.
35089	8 - 16 - 700 - 10	6,3	128	incl.
35076	8 - 16 - 700 - 8	6,3	128	incl.
34873	8 - 16 - 750 - 10	6,3	138	incl.
35104	8 - 16 - 750 - 8	6,3	138	incl.
35090	8 - 16 - 800 - 10	6,3	114	incl.
35048	8 - 16 - 800 - 8	6,3	142	incl.
35105	8 - 16 - 850 - 8	6,3	152	incl.
35169	8 - 16 - 900 - 8	6,3	165	incl.
34874	8 - 16 - 950 - 10	6,3	168	incl.
35106	8 - 16 - 950 - 8	6,3	168	incl.
34875	10 - 16 - 150 - 10	6,3	44	incl.
34876	10 - 16 - 200 - 10	6,3	50	incl.
34877	10 - 16 - 250 - 10	6,3	60	incl.
34878	10 - 16 - 300 - 10	6,3	66	incl.
35091	10 - 16 - 350 - 10	6,3	74	incl.
34879	10 - 16 - 400 - 10	6,3	85	incl.
34880	10 - 16 - 500 - 10	6,3	98	incl.
34881	10 - 16 - 650 - 10	6,3	121	incl.
34882	10 - 16 - 700 - 10	6,3	130	incl.
35092	10 - 16 - 950 - 10	6,3	168	incl.
35126	6 - 50 - 150 - 10	10,6	126	incl.
35060	6 - 50 - 150 - 6	10,6	130	incl.
35170	6 - 50 - 150 - 8	10,6	260	incl.
34883	6 - 50 - 200 - 12	10,6	140	incl.
35190	6 - 50 - 200 - 6	10,6	150	incl.
35049	6 - 50 - 200 - 8	10,6	160	incl.
35093	6 - 50 - 250 - 12	10,6	175	incl.
35050	6 - 50 - 250 - 8	10,6	175	incl.
35191	6 - 50 - 300 - 6	10,6	200	incl.
35051	6 - 50 - 300 - 8	10,6	202	incl.
35171	6 - 50 - 350 - 8	10,6	262	incl.
35127	6 - 50 - 400 - 10	10,6	251	incl.
35163	6 - 16 - 700 - 8	6,3	127	incl.
35088	6 - 16 - 750 - 10	6,3	138	incl.
35164	6 - 16 - 750 - 8	6,3	132	incl.
34866	6 - 16 - 800 - 10	6,3	142	incl.
35180	6 - 16 - 800 - 6	6,3	156	incl.
34933	6 - 16 - 800 - 8	6,3	143	incl.
35033	6 - 16 - 850 - 10	6,3	150	incl.
35100	6 - 16 - 850 - 6	6,3	146	incl.
35165	6 - 16 - 850 - 8	6,3	150	incl.
35162	6 - 16 - 900 - 6	6,3	165	incl.
35044	6 - 16 - 900 - 8	6,3	158	incl.
34867	6 - 16 - 950 - 10	6,3	164	incl.
34915	6 - 16 - 950 - 8	6,3	162	incl.
35052	6 - 50 - 400 - 8	10,6	244	incl.
35175	6 - 50 - 450 - 10	10,6	273	incl.
35187	6 - 50 - 500 - 10	10,6	300	incl.
35053	6 - 50 - 500 - 8	10,6	286	incl.
35128	6 - 50 - 550 - 10	10,6	326	incl.
35129	6 - 50 - 650 - 10	10,6	380	incl.
35181	6 - 50 - 650 - 8	10,6	375	incl.
35130	6 - 50 - 700 - 10	10,6	398	incl.
35131	6 - 50 - 800 - 10	10,6	460	incl.
35054	6 - 50 - 800 - 8	10,6	412	incl.
35176	6 - 50 - 900 - 10	10,6	499	incl.
35188	6 - 50 - 950 - 10	10,6	520	incl.
35139	6 - 50 - 1000 - 10	10,6	584	incl.
35111	8 - 50 - 150 - 10	10,6	126	incl.
34900	8 - 50 - 150 - 12	10,6	140	incl.
35107	8 - 50 - 150 - 8	10,6	126	incl.
35112	8 - 50 - 200 - 10	10,6	140	incl.
35193	8 - 50 - 200 - 12	10,6	145	incl.
35055	8 - 50 - 200 - 8	10,6	152	incl.
34934	8 - 50 - 250 - 10	10,6	175	incl.
34901	8 - 50 - 250 - 12	10,6	175	incl.
35108	8 - 50 - 250 - 8	10,6	175	incl.
35022	8 - 50 - 300 - 10	10,6	200	incl.
34902	8 - 50 - 300 - 12	10,6	200	incl.
35056	8 - 50 - 300 - 8	10,6	201	incl.
35023	8 - 50 - 350 - 10	10,6	225	incl.
34918	8 - 50 - 350 - 8	10,6	230	incl.
35077	8 - 50 - 400 - 10	10,6	251	incl.
34903	8 - 50 - 400 - 12	10,6	251	incl.
35057	8 - 50 - 400 - 8	10,6	260	incl.
35024	8 - 50 - 450 - 10	10,6	273	incl.
35109	8 - 50 - 450 - 8	10,6	276	incl.
35025	8 - 50 - 500 - 10	10,6	298	incl.
35178	8 - 50 - 500 - 12	10,6	300	incl.
35058	8 - 50 - 500 - 8	10,6	295	incl.
34935	8 - 50 - 550 - 10	10,6	326	incl.
34904	8 - 50 - 550 - 12	10,6	326	incl.

Part no.	Cross-section mm <sup>2</sup>	Outer Ø app. mm	Weight app. kg / km	Copper weight kg / km
35182	8 - 50 - 550 - 8	10,6	326	incl.
35078	8 - 50 - 600 - 10	10,6	345	incl.
35059	8 - 50 - 600 - 8	10,6	350	incl.
35113	8 - 50 - 650 - 10	10,6	375	incl.
35110	8 - 50 - 650 - 8	10,6	360	incl.
35079	8 - 50 - 750 - 10	10,6	424	incl.
35114	8 - 50 - 800 - 10	10,6	438	incl.
11007140	8 - 50 - 800 - 8	10,6	498	incl.
35080	8 - 50 - 850 - 10	10,6	471	incl.
11007150	8 - 50 - 850 - 12	10,6	352	incl.
35021	8 - 50 - 900 - 8	10,6	498	incl.
34919	10 - 50 - 150 - 10	10,6	124	incl.
35026	10 - 50 - 200 - 10	10,6	150	incl.
11007141	10 - 50 - 200 - 12	10,6	202	incl.
35115	10 - 50 - 250 - 10	10,6	176	incl.
34920	10 - 50 - 300 - 10	10,6	200	incl.
35031	10 - 50 - 300 - 12	10,6	202	incl.
35027	10 - 50 - 350 - 10	10,6	224	incl.
35116	10 - 50 - 400 - 10	10,6	240	incl.
11007142	10 - 50 - 400 - 12	10,6	202	incl.
35028	10 - 50 - 450 - 10	10,6	276	incl.
35117	10 - 50 - 500 - 10	10,6	300	incl.
35084	10 - 50 - 500 - 12	10,6	300	incl.
35029	10 - 50 - 550 - 10	10,6	325	incl.
35030	10 - 50 - 600 - 10	10,6	352	incl.
35183	10 - 50 - 650 - 10	10,6	375	incl.
35118	10 - 50 - 700 - 10	10,6	420	incl.
35081	10 - 50 - 750 - 10	10,6	420	incl.
34921	10 - 50 - 800 - 10	10,6	450	incl.
35119	10 - 50 - 850 - 10	10,6	484	incl.
35120	10 - 50 - 900 - 10	10,6	499	incl.
35121	10 - 50 - 950 - 10	10,6	520	incl.
11007143	12 - 50 - 150 - 12	10,6	175	incl.
34926	12 - 50 - 250 - 12	10,6	175	incl.
35195	10 - 70 - 200 - 10	12,5	300	incl.
35196	10 - 70 - 400 - 10	12,5	480	incl.
35197	10 - 70 - 650 - 10	12,5	600	incl.
35136	8 - 95 - 150 - 10	15,9	231	incl.
35132	8 - 95 - 150 - 12	15,9	232	incl.
35177	8 - 95 - 200 - 12	15,9	260	incl.
35061	8 - 95 - 250 - 12	15,9	320	incl.
34894	8 - 95 - 250 - 8	15,9	324	incl.
35062	8 - 95 - 300 - 12	15,9	366	incl.
34930	8 - 95 - 300 - 8	15,9	366	incl.
35063	8 - 95 - 350 - 12	15,9	416	incl.
34895	8 - 95 - 350 - 8	15,9	400	incl.
35094	8 - 95 - 400 - 12	15,9	460	incl.
34931	8 - 95 - 400 - 8	15,9	460	incl.
35133	8 - 95 - 450 - 12	15,9	518	incl.
35064	8 - 95 - 500 - 12	15,9	560	incl.
34896	8 - 95 - 550 - 10	15,9	600	incl.
34990	8 - 95 - 550 - 12	15,9	620	incl.
11007144	8 - 95 - 600 - 12	15,9	620	incl.
11007148	8 - 95 - 850 - 10	15,9	400	incl.
34884	10 - 95 - 150 - 12	15,9	228	incl.
34897	10 - 95 - 200 - 10	15,9	270	incl.
35065	10 - 95 - 200 - 12	15,9	270	incl.
34898	10 - 95 - 250 - 10	15,9	324	incl.
35066	10 - 95 - 250 - 12	15,9	320	incl.
35137	10 - 95 - 300 - 10	15,9	381	incl.
34885	10 - 95 - 300 - 12	15,9	376	incl.
11007149	10 - 95 - 350 - 10	15,9	381	incl.
35067	10 - 95 - 350 - 12	15,9	420	incl.
35095	10 - 95 - 400 - 12	15,9	471	incl.
35072	10 - 95 - 450 - 10	15,9	512	incl.
35096	10 - 95 - 450 - 12	15,9	520	incl.
34886	10 - 95 - 500 - 12	15,9	570	incl.
34899	10 - 95 - 550 - 10	15,9	600	incl.
11007145	10 - 95 - 550 - 12	15,9	570	incl.
35068	10 - 95 - 600 - 12	15,9	664	incl.
35097	10 - 95 - 750 - 12	15,9	800	incl.
11007146	10 - 95 - 800 - 12	15,9	800	incl.
35134	12 - 95 - 150 - 12	15,9	231	incl.
34887	12 - 95 - 200 - 12	15,9	270	incl.
34888	12 - 95 - 250 - 12	15,9	328	incl.
34889	12 - 95 - 300 - 12	15,9	377	incl.
34890	12 - 95 - 350 - 12	15,9	410	incl.
35069	12 - 95 - 400 - 12	15,9	458	incl.
35098	12 - 95 - 450 - 12	15,9	520	incl.
34891	12 - 95 - 500 - 12	15,9	550	incl.
35070	12 - 95 - 550 - 12	15,9	615	incl.
35135	12 - 95 - 600 - 12	15,9	664	incl.
34892	12 - 95 - 650 - 12	15,9	707	incl.
35192	12 - 95 - 700 - 12	15,9	910	incl.
34893	12 - 95 - 750 - 12	15,9	796	incl.
35071	12 - 95 - 800 - 12	15,9	832	incl.
11007147	12 - 95 - 900 - 12	15,9	832	incl.

Dimensions and specifications may be changed without prior notice.

**ELEKTROTECHNICKÝ ZKUŠEBNÍ ÚSTAV**



ELECTROTECHNICAL TESTING INSTITUTE - CZECH REPUBLIC  
 ELEKTROTECHNICKÝ PŘÍSTAVĚNÝ ÚSTAV - TSCHECHISCHE REPUBLIK  
 INSTITUT FÜR ELEKTROTECHNIKE DRESDEN - RÉPUBLIQUE TSCHEQUE  
 VÝSTROJNÍ ZKUSOBNA ÚSTAV DRAHDŮVĚNÍ - ČESKÁ REPUBLIKA

Pod lištem 129/2, 171 02 Praha 8 - Troja

**CERTIFIKÁT**

č. 1200191

**Výrobek:** Flexibilní zesílený bezhalogenový vodič

**Typ:** HELUTHERM 145

**Jmenovitá hodnota:** 0,25 mm<sup>2</sup>, 0,34 mm<sup>2</sup>, 0,5 mm<sup>2</sup>, 0,75 mm<sup>2</sup>, 1 mm<sup>2</sup>, 1,5 mm<sup>2</sup>, 2,5 mm<sup>2</sup>, 4 mm<sup>2</sup>, 6 mm<sup>2</sup>, 10 mm<sup>2</sup>, 16 mm<sup>2</sup>, 25 mm<sup>2</sup>, 35 mm<sup>2</sup>, 50 mm<sup>2</sup>, 70 mm<sup>2</sup>, 95 mm<sup>2</sup>, 120 mm<sup>2</sup>, 150 mm<sup>2</sup>, 185 mm<sup>2</sup>, 240 mm<sup>2</sup>

**Objednatel:** Helukabel CZ s.r.o.  
Díl Max 39, 273 09 Lábeň, Česká republika

**Výrobce:** Helukabel GmbH  
Dieselstraße 8-12, D-71282 Hemmingen, Německo

**Výrobní místo:** Helukabel GmbH  
Neueser Weg 11, 91575 Windsbach, Německo

**Obchodní značka:**

**Výsledky zkoušek jsou uvedeny v protokole č.:** 021731-0101 ze dne: 30.07.2020

**Vzorek zkoušeného výrobku je ve shodě s požadavky:**  
 ČSN EN 60332-1-1:2014/A1, ČSN EN 60332-1-2:2014/A1-16+A11, ČSN EN IEC 60332-3-10 ed.2:19, ČSN EN IEC 60332-3-24 ed.2:19, ČSN EN 61034-1:06+A1, ČSN EN 61034-2:06+A1, ČSN EN 50305-03, čl. 9.1, 9.2

**Jiná údaje:** ČSN EN 45545-2+A1:2016 R15(EL1A), R16(EL1B)

Certifikát byl vydán na základě splnění požadavků certifikačního schématu „EZÚ“ certifikátů a na základě smlouvy č. 021731 mezi objednavatelem a Elektrotechnickým zkušebním ústavem.

Shoda výrobku s uváděnými normami a předpisy svědčí o shodě výrobku se základními požadavky nařízení vlády č. 118/2016 Sb. (2014/35/EU) v platném znění a certifikát může být použit jako podklad pro EU Prohlášení o shodě podle zákona č. 90/2016 Sb. o posuzování shody stavebních výrobků při jejich dovozu na trh, v platném znění.

**Platnost certifikátu je omezena do:** 03.08.2023


04.08.2020 

V Praze doc. **Mgr. Miroslav Sodlák**  
Vedoucí certifikačního orgánu



021731-01

Bauaufsichtlich anerkannte Prüfst., Überwachungs- und Zertifizierungsstelle  
 Prüfzelle für Feuererschmelz- und -geräte  
 DIN EN ISO/IEC 17025; D-PL-17819-01-00  
 DIN EN ISO/IEC 17065; D-ZE-17819-01-00  
 DIN EN ISO/IEC 17020; D-IS-17819-01-00  
 ZLS-GS-0096  
 Notified Body no. 0767



**Klassifizierung**  
classification

**Nr./ no. 20170439/07**

1. Ausfertigung/ 1. Issue

**Auftraggeber:** HELUKABEL® GmbH  
Client Dieselstraße 8 - 12  
71282 Hemmingen/Stuttgart, Deutschland

**Hersteller:** HELUKABEL® GmbH  
Manufacturer Dieselstraße 8 - 12  
71282 Hemmingen/Stuttgart, Deutschland

**Kabelfamilie:** HELUTHERM® 145 MULTI-C  
Cable family:

**Aderanzahl x Querschnitt/ no of cores x cross section**  
m ... n x o [mm<sup>2</sup>]


5 ... 7 x 0,25	2 ... 21 x 2,5
3 ... 21 x 0,5	1 ... 14 x 4
2 ... 21 x 0,75	1 ... 7 x 6
2 ... 21 x 1,0	1 ... 7 x 10
2 ... 25 x 1,5	

**Technische Eigenschaften:** Das Kabel erfüllt die Anforderungen nach:  
Technical characteristics: The cable meet the requirements of:

**DIN EN 45545-2:2016-02, Komponente EL1A, Kabel für Innen, Anforderung R15-T09.01, T09.02, T09.03, T13, T15: HL1 – HL3**  
 DIN EN 45545-2:2016-02, component EL1A Cables for interior, requirement R15-T09.01, T09.02, T09.03, T13, T15: HL1 to HL3

**DIN EN 45545-2:2016-02, Komponente EL1B, Kabel für Aussen, Anforderung R16-T09.01, T09.02, T09.03, T13, T15: HL1 – HL3**  
 DIN EN 45545-2:2016-02, component EL1B Cables for exterior, requirement R16-T09.01, T09.02, T09.03, T13, T15: HL1 – HL3

**Klassifizierungsumfang:** 2 Seiten und 0 Anlagen  
This classification comprises: 2 pages and 0 annexes

1. September 2017  


Veröffentlichungen von Dokumenten, auch auszugsweise, und Hinweise auf Prüfungen zu Werbezwecken bedürfen in jedem Einzelfalle der schriftlichen Einwilligung der MPA Dresden GmbH. Die einzelnen Blätter dieses Dokumentes sind mit dem Firmenstempel der MPA Dresden GmbH versehen.  
 Publications of documents also in the form of extracts and references to tests for advertising need in every case the written agreement of the test institute. Every pages of this document is stamped with the seal of the test institute.

MPA Dresden GmbH  
Fachschillerweg 6F  
06599 Freiberg  
www.mpa-dresden.de

Geschäftsführer: Thomas Hübler  
Tel. +49(0)3731-20393-0  
Fax +49(0)3731-20383110  
E-Mail: info@mpa-dresden.de

Antsgericht Chemnitz HRB 28268  
Steuernummer: Z2011463364  
USt-IdNr. DE251271296

Sparkasse Mittelsachsen  
Poststraße 1a  
09599 Freiberg  
IBAN DE68 870520003115024672  
BIC: WELADED333

**Additional railway cable products such as**  
**BETATRANS, Studer**  
**HELUTHERM® 145,**  
**HELUTHERM® 145 MULTI-C**  
**Available ex stock**





# Accessories

<b>Overview</b>	<b>Page</b>
VariaPro Rail, cable gland	128
HELUcond W-PA6-MOD-V0, corrugated tube	129
HELUcond W-PA6-MOD-V0, corrugated tube, heavy version	130
HELUcond W-PA12-MOD-BS, corrugated tube, heavy version	131
ASPA-MMK, connection gland, straight	132
AZPA-MMK, connection gland, straight, with strain relief	133
AFPA-MM, connection gland, straight, with female thread	134
ACPA, corrugated tube connector	135
PAPA, abrasion protection / connecting sleeve	136
ATPA, T-distributor	137
AYPA, Y-distributor	138
COPA-H, mounting clip with base	139
BSPA, system holder	140
HELUcond W-CO-PA6-MOD-VO, corrugated tube, dividable	141
HELUcond W-CO-PA12-MOD-BS-VO, corrugated tube, dividable	142
Anaconda Sealtite® HFX-VO, protection tube, robust	143
CV Compact tube connector, straight	144
Anaconda Multite FCE-PU-V0, extra flexible	145
BPET-V0, polyester braided hose	146
WPET-SCF, polyester fabric hose	147
HTP, protection tube, heat-resistant	148
DERAY®-ZOH125 heat shrink tube	149
DERAY®-ZHF125 marking hose	150
TY-RAP®-RW cable tie, UV-resistant	151
TY-RAP®-RW cable tie, flame retardant	152



## VariaPro Rail

Brass cable gland with integrated EMC-connection. Slim structure for space saving installation. Extremely high stain relief. No twisting of inserts and cables.

## Material

Brass, nickel plated  
Seal: EPDM  
O-ring: EPDM  
Fire protection standard: EN 45545-2; EN 45545-3

## Technical data

Protection class: IP 68 - 10 bar  
Temperature range: -40°C up to +100°C

## Note

Other thread types and models available on request.

## Dimensions

TD Thread Diameter  
TL Thread Length  
SZ Spanner Size

## Metric thread

Part no.	Size Metr.	Cable Ø from / to mm	Thread length mm	Spanner size mm	Packaging unit	
11020566	M12 x 1,5	2,0 - 8,0	6,5	16 / 17	25	-
11020567	M12 x 1,5	5,0 - 8,0	6,5	16 / 17	25	-
11020568	M16 x 1,5	4,0 - 11,0	7,0	19 / 20	25	-
11020569	M16 x 1,5	7,0 - 11,0	7,0	19 / 20	25	-
11020570	M20 x 1,5	7,0 - 14,0	6,0	22 / 24	25	-
11020571	M20 x 1,5	10,0 - 14,0	6,0	22 / 24	25	-
11020572	M25 x 1,5	11,0 - 18,0	7,0	27 / 30	25	-
11020573	M25 x 1,5	14,5 - 18,0	7,0	27 / 30	25	-
11020574	M32 x 1,5	16,0 - 25,0	8,0	36 / 40	10	-
11020575	M32 x 1,5	20,5 - 25,0	8,0	36 / 40	10	-
11020576	M40 x 1,5	21,0 - 32,0	8,0	46 / 50	5	-
11020577	M40 x 1,5	26,5 - 32,0	8,0	46 / 50	5	-
11020578	M50 x 1,5	31,0 - 42,0	9,0	57 / 57	5	-
11020579	M50 x 1,5	35,0 - 42,0	9,0	57 / 57	5	-
11020580	M63 x 1,5	41,0 - 54,0	10,0	65 / 68	1	-
11020581	M63 x 1,5	46,5 - 54,0	10,0	65 / 68	1	-

Dimensions and specifications may be changed without prior notice.





## HELUcond W-PA6-MOD-V0

Cable protection tube for medium to heavy-duty applications. For cable protection applications with the highest fire protection requirements.

## Material

PA6 MOD V0

Flammability acc. to UL 94: V0  
Fire protection standard: EN 45545-2  
Level: HL3, R22; HL3, R23

- halogen-free
- cadmium-free

## Technical data

Temperature range: -45°C up to +120°C  
Temperature range short term up to +150°C

## Note

Mainly for inside installation.  
Filling ratio max. 70%

### Fine profile / PA6-MOD-V0-F

Part no. grey	Type	Nominal size ND	Inner Ø mm	Outer Ø mm	Bending radius static mm	PU per metre
11007611	FPAFF-07G.50	7	6,2	10,0	15	50
11007612	FPAFF-10G.50	10	9,6	12,8	20	50
11007613	FPAFF-12G.50	12	12,0	15,7	30	50

### Fine profile / PA6-MOD-V0-F

Part no. black	Type	Nominal size ND	Inner Ø mm	Outer Ø mm	Bending radius static mm	PU per metre
11007623	FPAFF-07B.50	7	6,2	10,0	15	50
11007624	FPAFF-10B.50	10	9,6	12,8	20	50
11007625	FPAFF-12B.50	12	12,0	15,7	30	50

### Wide profile / PA6-MOD-V0-B

Part no. grey	Type	Nominal size ND	Inner Ø mm	Outer Ø mm	Bending radius static mm	PU per metre
11007614	FPAFC-17G.50	17	16,1	21,1	35	50
11007615	FPAFC-23G.50	23	22,0	28,4	40	50
11007616	FPAFC-29G.50	29	28,3	34,5	50	50
11007617	FPAFC-36G.25	36	35,8	42,2	55	25
11007618	FPAFC-48G.25	48	46,7	53,8	65	25
11007619	FPAFC-56G.25	56	56,3	67,2	100	25
11007620	FPAFC-70G.25	70	67,2	79,6	130	25
11007621	FPAFC-95G.10	95	91,3	106,0	170	10
11007622	FPAFC-125G.10	125	126,5	146,5	380	10

### Wide profile / PA6-MOD-V0-B

Part no. black	Type	Nominal size ND	Inner Ø mm	Outer Ø mm	Bending radius static mm	PU per metre
11007626	FPAFC-17B.50	17	16,1	21,1	35	50
11007627	FPAFC-23B.50	23	22,0	28,4	40	50
11007628	FPAFC-29B.50	29	28,3	34,5	50	50
11007629	FPAFC-36B.25	36	35,8	42,2	55	25
11007630	FPAFC-48B.25	48	46,7	53,8	65	25
11007631	FPAFC-56B.25	56	56,3	67,2	100	25
11007632	FPAFC-70B.25	70	67,2	79,6	130	25
11007633	FPAFC-95B.10	95	91,3	106,0	170	10
11007634	FPAFC-125B.10	125	126,5	146,5	380	10

# HELUcond W-PA6-MOD-V0

corrugated tubes PA6

heavy version



## HELUcond W-PA6-MOD-V0

Heavy duty cable protection tube with very good mechanical properties for the most demanding technical requirements. For cable protection applications with the highest fire protection requirements.

## Material

PA6 MOD V0

Flammability acc. to UL 94: V0  
Fire protection standard: EN 45545-2  
Level: HL2, R22; HL3, R23

- halogen-free
- cadmium-free

## Note

Mainly for inside installation.  
Filling ratio max. 70%

## Technical data

Temperature range: -45°C up to +120°C  
Temperature range short term up to +150°C

### Wide profile / PA6-MOD-V0-B

Part no. grey	Type	Nominal size ND	Inner Ø mm	Outer Ø mm	Bending radius static mm	PU per metre	
11021577	HPAFC-17G.50	17	16,1	21,1	35	50	-
11021578	HPAFC-23G.50	23	22,0	28,5	45	50	-
11021579	HPAFC-29G.50	29	28,3	34,7	55	50	-
11021580	HPAFC-36G.25	36	35,8	42,3	60	25	-
11021581	HPAFC-48G.25	48	46,7	54,2	70	25	-

### Wide profile / PA6-MOD-V0-B

Part no. black	Type	Nominal size ND	Inner Ø mm	Outer Ø mm	Bending radius static mm	PU per metre	
11021582	HPAFC-17B.50	17	16,1	21,1	35	50	-
11021583	HPAFC-23B.50	23	22,0	28,5	45	50	-
11021584	HPAFC-29B.50	29	28,3	34,7	55	50	-
11021585	HPAFC-36B.25	36	35,8	42,3	60	25	-
11021586	HPAFC-48B.25	48	46,7	54,2	70	25	-

Dimensions and specifications may be changed without prior notice.

# HELUcond W-PA12-MOD-BS

corrugated tubes PA12

heavy version



## W-PA12-MOD-BS

Heavy duty cable protection tube for enhanced cable protection. With increased wall thickness, highest mechanical strength also at low temperatures, excellent fatigue strength and very good self-extinguishing characteristics.

## Material

PA12 MOD BS

Flammability acc. to UL 94: V2

Fire protection standard: EN 45545-2

Level: HL3, R22; HL3, R23

- halogen-free
- cadmium-free

## Note

Excellent UV and weathering performance.

Filling ratio max. 70%

## Technical data

Temperature range: -50°C up to +110°C

Temperature range short term up to +150°C

### Fine profile / PA12-MOD-BS-F

Part no. black	Type	Nominal size ND	Inner Ø mm	Outer Ø mm	Bending radius static mm	Bending radius dynamic mm	PU per metre	
11023009	HPDSF-07B.50	7	6,2	10,0	15	40	50	-
11023010	HPDSF-10B.50	10	9,6	12,8	20	50	50	-
11023011	HPDSF-12B.50	12	12,0	15,7	25	60	50	-

### Wide profile / PA12-MOD-BS-B

Part no. black	Type	Nominal size ND	Inner Ø mm	Outer Ø mm	Bending radius static mm	Bending radius dynamic mm	PU per metre	
11023012	HPDSC-17B.50	17	16,1	21,1	35	80	50	-
11023013	HPDSC-23B.50	23	22,0	28,3	40	100	50	-
11023014	HPDSC-29B.50	29	28,3	34,4	50	120	50	-
11023015	HPDSC-36B.25	36	35,8	42,2	60	180	25	-
11023016	HPDSC-48B.25	48	46,7	54,0	70	210	25	-
11023017	HPDSC-56B.50	56	56,3	67,2	120	260	25	-
11023018	HPDSC-70B.25	70	67,2	79,6	150	340	25	-
11023019	HPDSC-95B.10	95	91,3	106,0	230	450	10	-

Dimensions and specifications may be changed without prior notice.

# ASPA-MMK fitting straight

metal male thread, short



## ASPA-MMK fitting straight

One-piece connector for cable protection, suitable for all corrugated tubes NW10 - NW48 with fine and wide profile. Time saving installation and disassembly. Mounting indication: cut the corrugated tube in the bottom of wave, push in with a slight twisting movement into the fitting body until it stops and then pull back slightly.

## Material

PA6 MOD V0 SGA

Flammability acc. to UL 94: V0  
Fire protection standard: EN 45545-2  
Level: HL3, R22; HL3, R23

- halogen-free
- cadmium-free

## Note

Excellent UV and weathering performance.  
Suitable locknuts: KM  
Other thread types and models available on request.

## Technical data

Protection class: IP66/IP67/IP68/IP69

Temperature range: -50°C up to +120°C  
Temperature range short term up to +150°C

## Metric thread

Part no. grey	Part no. black	Size Metric	Suitable for tube ND	Thread length mm	Spanner size mm	Packaging unit	
11023020	11023034	M12 x 1,5	10	5,0	20,0	10	-
11023021	11023035	M16 x 1,5	10	5,0	20,0	10	-
11023022	11023036	M16 x 1,5	12	5,0	22,0	10	-
11023023	11023037	M20 x 1,5	12	6,0	22,0	10	-
11023024	11023038	M20 x 1,5	17	6,0	27,0	10	-
11023025	11023039	M25 x 1,5	17	7,0	27,0	10	-
11023026	11023040	M25 x 1,5	23	7,0	36,0	6	-
11023027	11023041	M32 x 1,5	23	8,0	36,0	6	-
11023028	11023042	M32 x 1,5	29	8,0	41,0	6	-
11023029	11023043	M40 x 1,5	29	8,0	41,0	6	-
11023030	11023044	M40 x 1,5	36	8,0	52,0	4	-
11023031	11023045	M50 x 1,5	36	9,0	52,0	4	-
11023032	11023046	M50 x 1,5	48	9,0	65,0	4	-
11023033	11023047	M63 x 1,5	48	10,0	65,0	4	-

Dimensions and specifications may be changed without prior notice.

# AZPA-MMK fitting strain relief straight

metal male thread, short



## AZPA-MMK fitting straight

One-piece connector for cable protection, suitable for all corrugated tubes NW10 - NW48 with fine and wide profile. With integrated cable gland for additional strain relief of cables and wires. Time saving installation and disassembly. Mounting indication: cut the corrugated tube in the bottom of wave, push in with a slight twisting movement into the fitting body until it stops and then pull back slightly.

## Material

PA6 MOD V0 SGA

Flammability acc. to UL 94: V0  
Fire protection standard: EN 45545-2  
Level: HL3, R22; HL3, R23

- halogen-free
- cadmium-free

## Note

Excellent UV and weathering performance.  
Suitable locknuts: KM  
Other thread types and models available on request.

## Technical data

Protection class: IP66/IP67/IP68/IP69

Temperature range: -50°C up to +120°C  
Temperature range short term up to +150°C

## Metric thread

Part no. black	Size Metric	Cable Ø from / to mm	Suitable for tube ND	Thread length mm	Spanner size mm	Packaging unit	
11023048	M12 x 1,5	3,5 - 7,0	10	6,5	16,0 / 20,0	10	-
11023049	M16 x 1,5	4,5 - 10,0	10	7,0	20,0 / 20,0	10	-
11023050	M16 x 1,5	4,5 - 10,0	12	7,0	20,0 / 22,0	10	-
11023051	M20 x 1,5	7,0 - 12,5	12	8,0	24,0 / 22,0	10	-
11023052	M20 x 1,5	7,0 - 13,0	17	8,0	24,0 / 27,0	10	-
11023053	M25 x 1,5	9,0 - 17,0	17	8,0	29,0 / 27,0	10	-
11023054	M25 x 1,5	9,0 - 17,0	23	8,0	29,0 / 36,0	6	-
11023055	M32 x 1,5	11,0 - 21,0	23	9,0	36,0 / 36,0	6	-
11023056	M32 x 1,5	11,0 - 21,0	29	9,0	36,0 / 41,0	6	-
11023057	M40 x 1,5	19,0 - 28,0	29	9,0	45,0 / 41,0	6	-
11023058	M40 x 1,5	19,0 - 28,0	36	9,0	45,0 / 52,0	4	-
11023059	M50 x 1,5	27,0 - 35,0	36	10,0	54,0 / 52,0	4	-
11023060	M50 x 1,5	27,0 - 35,0	48	10,0	54,0 / 65,0	4	-

Dimensions and specifications may be changed without prior notice.



# AFFA-MM fitting straight

metal female thread



## AFFA-MM fitting straight

One-piece connector for cable protection, suitable for all corrugated tubes NW10 - NW48 with fine and wide profile. Time saving installation and disassembly. Mounting indication: cut the corrugated tube in the bottom of wave, push in with a slight twisting movement into the fitting body until it stops and then pull back slightly.

## Material

PA6 MOD V0 SGA

Flammability acc. to UL 94: V0  
Fire protection standard: EN 45545-2  
Level: HL3, R22; HL3, R23

- halogen-free
- cadmium-free

## Technical data

Protection class: IP66/IP67/IP68/IP69

Temperature range: -50°C up to +120°C  
Temperature range short term up to +150°C

## Note

Excellent UV and weathering performance.  
Other thread types and models available on request.

## Metric female thread

Part no. black	Size Metric	Suitable for tube ND	Thread length mm	Spanner size mm	Packaging unit
11023061	M12 x 1,5	10	6,75	19,8	10
11023062	M16 x 1,5	10	7,75	19,8	10
11023063	M16 x 1,5	12	7,75	21,8	10
11023064	M20 x 1,5	17	8,75	26,8	10
11023065	M25 x 1,5	17	9,75	27,0	10
11023066	M25 x 1,5	23	9,75	35,7	6
11023067	M32 x 1,5	29	10,75	40,7	6
11023068	M40 x 1,5	36	13,75	51,7	4
11023069	M50 x 1,5	48	15,75	64,5	4
11023070	M63 x 1,5	48	16,25	64,5	4

Dimensions and specifications may be changed without prior notice.



## ACPA corrugated tube connector

Connector suitable for all corrugated tubes NW12 - NW48 with fine and wide profile. Time saving installation and disassembly. Mounting indication: cut the corrugated tube in the bottom of wave, push in with a slight twisting movement into the fitting body until it stops and then pull back slightly.

## Material

PA6 MOD V0 SGA

Flammability acc. to UL 94: V0  
Fire protection standard: EN 45545-2  
Level: HL3, R22; HL3, R23

- halogen-free
- cadmium-free

## Note

Excellent UV and weathering performance.  
Connectors with mounting option ACPA-SH and reduce corrugated to smooth tube metric or PG AIPA-M / AIPA-PG available on request.

## Technical data

Temperature range: -50°C up to +120°C  
Temperature range short term up to +150°C

Part no. grey	Part no. black	Suitable for tube ND	Outer Ø mm	Height mm	Packaging unit	
11023071	11023077	12	28,5	58,8	10	-
11023072	11023078	17	34,0	77,0	10	-
11023073	11023079	23	41,7	77,5	6	-
11023074	11023080	29	48,4	78,1	6	-
11023075	11023081	36	59,7	104,1	4	-
11023076	11023082	48	72,0	104,1	4	-

Dimensions and specifications may be changed without prior notice.



## PAPA abrasion protection / connecting sleeve

Abrasion protection and connecting sleeve suitable for all corrugated tubes NW10 - NW70 with fine and wide profile. For easy additional assembly on highly loaded positions with strong friction effects. Suitable als connector to reduce torsional loads on corrugated tubes in dynamic applications.

## Material

PA6 MOD V0 SGA

Flammability acc. to UL 94: V0  
Fire protection standard: EN 45545-2  
Level: HL3, R22; HL3, R23

- halogen-free
- cadmium-free

## Technical data

Temperature range: -50°C up to +120°C  
Temperature range short term up to +150°C

## Note

Very good UV and weathering performance.

### For fine profile

Part no. black	Suitable for tube ND	Inner Ø mm	Outer Ø mm	Width mm	Packaging unit
11023083	10	11,1	30,0	22,8	10
11023084	12	13,7	33,0	21,7	10
11023085	17	18,3	40,0	29,4	10
11023086	23	25,3	52,0	34,2	6
11023087	29	31,3	58,0	36,1	6
11023088	36	38,3	69,0	41,1	4
11023089	48	49,9	81,0	43,3	4

### For wide profile

Part no. black	Suitable for tube ND	Inner Ø mm	Outer Ø mm	Width mm	Packaging unit
11023090	17	17,7	40,0	29,4	10
11023091	23	24,0	52,0	34,2	6
11023092	29	29,9	58,0	36,1	6
11023093	36	38,1	69,0	41,1	4
11023094	48	49,3	81,0	43,3	4
11023095	56	59,1	94,0	47,2	2
11023096	70	70,3	108,0	50,8	2

Dimensions and specifications may be changed without prior notice.

# ATPA T-distributor

with mounting option



## ATPA T-distributor

T-distributor with mounting option suitable for all corrugated tubes NW10 - NW48 with fine and wide profile. Time saving installation and disassembly. Mounting indication: cut the corrugated tube in the bottom of wave, push in with a slight twisting movement into the fitting body until it stops and then pull back slightly.

## Material

PA6 MOD V0 SGA

Flammability acc. to UL 94: V0

Fire protection standard: EN 45545-2

Level: HL3, R22; HL3, R23

- halogen-free
- cadmium-free

## Note

Excellent UV and weathering performance.

As T-adapter ATPA-CA and also compatible reducer ARPA available on request.

## Technical data

Temperature range: -50°C up to +120°C

Temperature range short term up to +150°C

Part no. grey	Part no. black	Suitable for tube ND	Diameter mm	Height mm	Length mm	Packaging unit	
11023097	11023104	10	24,8	48,9	66,0	10	-
11023098	11023105	12	28,6	54,3	73,0	10	-
11023099	11023106	17	34,1	69,1	96,2	10	-
11023100	11023107	23	41,8	76,5	103,2	6	-
11023101	11023108	29	48,5	83,4	108,3	6	-
11023102	11023109	36	59,8	105,6	141,5	4	-
11023103	11023110	48	71,1	117,8	156,5	4	-

Dimensions and specifications may be changed without prior notice.

# AYPA Y-distributor

with mounting option



## AYPA Y-distributor

Y-distributor with mounting option suitable for all corrugated tubes NW10 - NW48 with fine and wide profile. Time saving installation and disassembly. Mounting indication: cut the corrugated tube in the bottom of wave, push in with a slight twisting movement into the fitting body until it stops and then pull back slightly.

## Material

PA6 MOD V0 SGA

Flammability acc. to UL 94: V0  
Fire protection standard: EN 45545-2  
Level: HL3, R22; HL3, R23

- halogen-free
- cadmium-free

## Note

Excellent UV and weathering performance.  
Compatible reducer ARPA available on request.

## Technical data

Temperature range: -50°C up to +120°C  
Temperature range short term up to +150°C

Part no. grey	Part no. black	Suitable for tube ND	NW 2 / NW 3	Width mm	Height mm	Packaging unit	
11023111	11023118	10	7	42,0	67,0	10	-
11023112	11023119	12	10	47,2	73,0	10	-
11023113	11023120	17	12	54,5	85,0	10	-
11023114	11023121	23	17	65,6	104,2	6	-
11023115	11023122	29	23	80,9	109,0	6	-
11023116	11023123	36	29	94,4	130,0	4	-
11023117	11023124	48	36	115,7	144,0	4	-

Dimensions and specifications may be changed without prior notice.



## COPA-H Mounting clip with base

One-piece mounting clip suitable for all corrugated tubes NW10 - NW48 with fine and wide profile. The resealable cover connected to the clip provides high pull-out forces as well as easy and reliable installation. Offers excellent grip due ist reinforced base plate.

## Material

PA6 MOD V0 SGA

Flammability acc. to UL 94: V0

Fire protection standard: EN 45545-2

Level: HL3, R22; HL3, R23

- halogen-free
- cadmium-free

## Note

Excellent UV and weathering performance.  
Model COPA-S without base and fitting mounting rail with slot nuts CRPA/CXPA as well as clamps with lug CPPA and double lug CUPA available on request.

## Technical data

Temperature range: -50°C up to +120°C

Temperature range short term up to +150°C

Part no. grey	Part no. black	Suitable for tube ND	Width mm	Height mm	Length mm	Packaging unit	
11023125	11023132	10	22,0	25,0	31,0	10	-
11023126	11023133	12	26,0	27,0	31,0	10	-
11023127	11023134	17	35,5	34,0	36,0	10	-
11023128	11023135	23	40,0	42,0	38,5	6	-
11023129	11023136	29	46,5	48,0	40,0	6	-
11023130	11023137	36	55,0	56,0	60,0	4	-
11023131	11023138	48	67,0	68,0	60,0	4	-

Dimensions and specifications may be changed without prior notice.





## BSPA system support stackable

Mounting clamp rugged and stackable suitable for all corrugated tubes NW17 - NW56 with fine and wide profile. It allows rotation of the corrugated tubes when installed and optimally fixes in the axial direction.

## Material

PA6 MOD V0 SGA

Flammability acc. to UL 94: V0  
Fire protection standard: EN 45545-2  
Level: HL3, R22; HL3, R23

- halogen-free
- cadmium-free

## Note

Excellent UV and weathering performance.  
Model BSPA-BJ with ball joint as well as half-shells BHPA available on request.

## Technical data

Temperature range: -50°C up to +120°C  
Temperature range short term up to +150°C

Part no. black	Suitable for tube ND	Width mm	Height mm	Length mm	Packaging unit	
11023139	17	30,0	51,0	70,0	10	-
11023140	23	30,0	51,0	70,0	6	-
11023141	29	30,0	65,0	85,0	6	-
11023142	36	30,0	65,0	85,0	4	-
11023143	48	30,0	92,5	115,0	4	-
11023144	56	30,0	92,5	115,0	4	-

Dimensions and specifications may be changed without prior notice.

# HELUcond W-CO-PA6-MOD-V0 corrugated tubes PA6



dividable



## HELUcond W-CO-PA6-MOD-V0

Dividable cable protection tube for subsequent assembly even with pre-assembled cable harnesses including assembled plugs. For cable protection applications with the highest fire protection requirements.

## Material

PA6 MOD V0

Flammability acc. to UL 94: V0  
Fire protection standard: EN 45545-2  
Level: HL2, R22; HL3, R23

- halogen-free
- cadmium-free

## Technical data

Temperature range: -45°C up to +120°C

## Note

Mainly for inside installation.  
Filling ratio max. 70%  
Suitable connection glands and corrugated tube holders available on request.

Part no. black	Type	Nominal size ND	Inner Ø mm	Outer Ø mm	Bending radius static mm	PU per metre	
11020594	2PAFM-07B.50	7	6,3	10,0	25	50	-
11020595	2PAFM-10B.50	10	8,8	13,5	30	50	-
11020596	2PAFM-11B.50	11	11,0	16,1	30	50	-
11020597	2PAFM-14B.50	14	13,2	18,7	35	50	-
11020598	2PAFM-16B.50	16	16,0	21,5	40	50	-
11020599	2PAFM-20B.50	20	20,2	25,7	50	50	-
11020600	2PAFM-23B.50	23	23,9	31,3	60	50	-
11020601	2PAFM-29B.25	29	27,3	35,5	110	25	-
11020602	2PAFM-37B.25	37	32,5	43,2	135	25	-
11020603	2PAFM-45B.25	45	43,1	54,2	140	25	-
11020604	2PAFM-70B.10	70	67,0	79,8	180	10	-
11020605	2PAFM-100B.10	100	87,5	102,5	200	10	-

Dimensions and specifications may be changed without prior notice.

# HELUcond W-CO-PA12-MOD-BS-V0 corrugated tubes



PA12  
dividable



## HELUcond W-CO-PA12-MOD-BS-V0

Dividable cable protection tube for subsequent assembly even with pre-assembled cable harnesses including assembled plugs. With excellent mechanical properties and for cable protection applications with the highest fire protection requirements.

## Material

PA12 MOD BS V0

Flammability acc. to UL 94: V0  
Fire protection standard: EN 45545-2  
Level: HL2, R22; HL3, R23

- halogen-free
- cadmium-free

## Technical data

Temperature range: -50°C up to +110°C

## Note

Mainly for outdoor installation, excellent UV and weathering performance.

Filling ratio max. 70%

Suitable connection glands and corrugated tube holders available on request.

Part no. black	Type	Nominal size ND	Inner Ø mm	Outer Ø mm	Bending radius static mm	PU per metre	
11020606	2PDFM-07B.50	7	6,3	10,0	20	50	-
11020607	2PDFM-10B.50	10	8,8	13,5	25	50	-
11020608	2PDFM-11B.50	11	11,0	16,1	25	50	-
11020609	2PDFM-14B.50	14	13,2	18,7	30	50	-
11020610	2PDFM-16B.50	16	16,0	21,5	35	50	-
11020611	2PDFM-20B.50	20	20,2	25,7	45	50	-
11020612	2PDFM-23B.50	23	23,9	31,3	55	50	-
11020613	2PDFM-29B.25	29	27,3	35,5	105	25	-
11020614	2PDFM-37B.25	37	32,5	43,2	130	25	-
11020615	2PDFM-45B.25	45	43,1	54,2	135	25	-
11020617	2PDFM-70B.10	70	67,0	79,8	175	10	-
11020618	2PDFM-100B.10	100	87,5	102,5	195	1	-

Dimensions and specifications may be changed without prior notice.



## HFX-V0 protection tube

Cable protection tube robust, very flexible, with optimum flame properties and high chemical resistance. Protection for cables in constant dynamic movement and by vibrations. Resistant to stone splash, snow, ice and dirt ballast, oils and fats even with changing environmental conditions.

## Material

Steel, hot-dip galvanized

Flammability acc. to UL 94: V0  
Fire protection standard: EN 45545-2  
Level: HL1, R22; HL1, R23; HL2, R22; HL2, R23; HL3, R23

Outer sheath material: Polyurethane  
• lead-free

## Note

UV resistant, suitable for inside and outside installation.  
Suitable fittings: CV compact  
Other types and models available on request.

## Technical data

Protection class: IP 67

Temperature range: -50°C up to +105°C  
Temperature range short term up to +125°C

Part no. black	Trade size inch	Inner Ø mm	Outer Ø mm	Bending radius static mm	Bending radius dynamic mm	PU per metre	
11020623	5/16"	10,1	14,4	50,0	65,0	30	-
11020624	3/8"	12,6	17,8	60,0	85,0	30	-
11020625	1/2"	16,0	21,1	75,0	110,0	30	-
11020626	3/4"	21,0	26,4	90,0	140,0	30	-
11020627	1"	26,5	33,1	120,0	170,0	30	-
11020628	1 1/4"	35,1	41,8	135,0	215,0	15	-
11020629	1 1/2"	40,3	47,8	165,0	250,0	15	-
11020630	2"	51,6	59,9	210,0	300,0	15	-

Dimensions and specifications may be changed without prior notice.

# CV Compact cable-hose fitting - straight

brass



## CV Compact cable-hose fitting

Brass nickel plated cable-hose fitting with double seal according to EN 45545-2 for Anaconda Sealtite® tubes. Offers a very good corrosion resistance.

## Material

Brass, nickel plated  
Seal: EPDM

Flammability acc. to UL 94: V0  
Fire protection standard: EN 45545-2  
Level: HL1, R22; HL1, R23; HL2, R22; HL2, R23;  
HL3, R22; HL3, R23

## Note

CV Compact hose fittings straight and 90° confer catalog cable accessories.  
Other thread types and models available on request.

## Technical data

Protection class: IP 66 / IP 67

Temperature range: -40°C up to +100°C

## Dimensions

TD Thread Diameter  
TL Thread Length  
SZ Spanner Size

## Metric thread

Part no.	Size Metric	Suitable for tube ND	Cable Ø from / to mm	Spanner size mm	Thread length mm	Packaging unit
11023146	M16 x 1,5	5/16	4,0 - 8,3	22,0 / 20,0 / 18,0	10,0	10
11023147	M20 x 1,5	5/16	4,0 - 8,3	22,0 / 20,0 / 22,0	10,0	10
11023148	M16 x 1,5	3/8	4,0 - 9,5	26,0 / 24,0 / 18,0	10,0	10
11023149	M20 x 1,5	3/8	4,0 - 9,5	26,0 / 24,0 / 22,0	10,0	10
11023150	M20 x 1,5	1/2	6,0 - 13,0	29,0 / 27,0 / 22,0	10,0	10
11023151	M25 x 1,5	1/2	6,0 - 13,0	29,0 / 27,0 / 27,0	10,0	5
11023152	M25 x 1,5	3/4	10,0 - 18,0	35,0 / 33,0 / 27,0	10,0	5
11023153	M32 x 1,5	3/4	10,0 - 18,0	35,0 / 33,0 / 35,0	12,0	5
11023154	M32 x 1,5	1	16,0 - 25,0	45,0 / 42,0 / 35,0	12,0	5
11023155	M40 x 1,5	1	16,0 - 25,0	45,0 / 42,0 / 43,0	13,0	2
11023156	M40 x 1,5	1 1/4	22,0 - 32,0	53,0 / 50,0 / 43,0	13,0	2

Dimensions and specifications may be changed without prior notice.



## FCE-PU-V0 protection tube

Cable protection tube extra flexible with good bend radius characteristics. Robust, with optimum flame properties and high chemical resistance. For versatile applications.

## Material

Steel, galvanized

Flammability acc. to UL 94: V0  
 Fire protection standard: EN 45545-2  
 Level: HL1, R22; HL1, R23; HL2, R22; HL2, R23;  
 HL3, R22; HL3, R23

Outer sheath material: Polyurethane  
 • lead-free

## Technical data

Protection class: IP 67

Temperature range: -50°C up to +105°C  
 Temperature range short term up to +125°C

## Note

UV resistant, suitable for inside and outside installation.  
 Suitable fittings and other types and models available on request.

Part no. black	Trade size	Inner Ø mm	Outer Ø mm	Bending radius static mm	Bending radius dynamic mm	PU per metre	
11023204	12	10,0	14,0	37,0	50,0	25	-
11023205	16	13,0	17,0	45,0	60,0	25	-
11023206	20	17,0	21,5	55,0	80,0	25	-
11023207	25	21,2	26,0	70,0	100,0	25	-
11023208	32	28,1	34,0	95,0	125,0	25	-
11023209	40	37,7	45,0	115,0	160,0	10	-
11023210	50	48,4	56,0	135,0	190,0	10	-

Dimensions and specifications may be changed without prior notice.



# BPET-V0 braided hose

polyester



## BPET-V0 braided hose

Polyester braided hose with excellent fire protection. For applications with the highest demands on personal protection. Effective bundling and protection of cables and conductors even in the smallest of spaces.

## Material

PET V0

Flammability acc. to UL 94: V0  
Fire protection standard: EN 45545-2  
Level: HL2, R22; HL3, R23

- halogen-free
- cadmium-free

## Note

Also available in grey on request.

## Technical data

Temperature range: -55°C up to +150°C

Part no. black	Trade size	Min. inner Ø mm	Max. inner Ø mm	PU per metre	
11021603	4	3,0	7,0	50,0	-
11021604	6	5,0	9,0	50,0	-
11021605	8	6,0	12,0	50,0	-
11021606	10	7,0	15,0	50,0	-
11021607	12	10,0	18,0	50,0	-
11021608	15	12,0	23,0	50,0	-
11021609	20	16,0	28,0	50,0	-
11021610	25	21,0	35,0	25,0	-
11021611	30	26,0	45,0	25,0	-
11021612	40	30,0	60,0	20,0	-
11021613	50	45,0	75,0	20,0	-

Dimensions and specifications may be changed without prior notice.

# WPET-SCF woven hose, selfclosing, high flame resistant polyester



## WPET-SCF woven hose

Polyester woven hose, self-rolling and overlapping for easy bundling of cables and conductors. Due to the side slits, it is also suitable for subsequent bundling. Cable and wire bundling with intermediate exits of individual conductors also possible. Excellent cut and abrasion resistance.

## Material

PET V0

Flammability acc. to UL 94: V0  
Fire protection standard: EN 45545-2  
Level: HL2, R22; HL3, R23

- halogen-free
- cadmium-free

## Technical data

Temperature range: -55°C up to +150°C

## Note

Also available in grey on request.

Part no. black	Trade size	Min. inner Ø mm	Max. inner Ø mm	PU per metre	
11021808	8	5,0	8,0	50,0	-
11021809	10	8,0	10,0	50,0	-
11021810	13	10,0	13,0	50,0	-
11021811	16	13,0	16,0	25,0	-
11021812	19	16,0	19,0	25,0	-
11021813	25	22,0	25,0	25,0	-
11021814	29	26,0	29,0	25,0	-
11021815	32	29,0	32,0	25,0	-
11021816	38	32,0	44,0	25,0	-
11021817	50	44,0	50,0	25,0	-

Dimensions and specifications may be changed without prior notice.

# HTP protection tube

high temperature protection



## HTP

This product is extremely heat resistant. HTP has a high insulation factor and, due to the iron oxide containing silicone sheath, is resistant to small quantities of liquid steel. HTP also protects against burn injuries from steam tubes, hot air or hot water wires. For rail vehicles, cable protection against sparks and heat, for example for cables for brake sensors and heating systems.

## Material

Interior sheath of knitted glass-fibre braid  
Silicone sheath (contains iron oxide)  
Flammability acc. to UL 94: V0  
Fire protection standard: EN 45545-2  
Level: HL1, R22; HL1, R23; HL2, R22; HL2, R23; HL3, R22; HL3, R23

- halogen-free
- high oil resistance

Colour: red

## Technical data

Permanent load: +260°C  
Short-time load: +800°C  
(up to approx. 20 minutes)  
Loading moment: +1640°C  
(approx. 15-30 seconds)

## Protection tube

Part no. Tube version	Inner Ø mm	Width mm	PU per metre	
93630	6,0	-	15,0	-
93632	10,0	-	15,0	-
904924	13,0	-	15,0	-
93634	19,0	-	15,0	-
93635	22,0	-	15,0	-
93636	25,0	-	15,0	-
93637	32,0	-	15,0	-
93638	38,0	-	15,0	-
93639	44,0	-	15,0	-
93640	57,0	-	15,0	-
93641	64,0	-	15,0	-
93642	76,0	-	15,0	-
93643	89,0	-	15,0	-
93644	102,0	-	15,0	-

Dimensions and specifications may be changed without prior notice.



## Matching accessory:

- **LT Conduit gland - straight**

confer catalog cable accessories and online: [www.helukabel.com/94151en](http://www.helukabel.com/94151en)

- **necessary clamp rings**

confer catalog cable accessories and online: [www.helukabel.com/905439en](http://www.helukabel.com/905439en)

# DERAY®-ZOH125 heat shrink 2:1

polyolefine - thin walled



## DERAY®-ZOH125 heat shrink tube

Heat shrinkable tube for insulation of electrical components and for mechanical and environmental protection. Low smoke generation with excellent fire safety characteristics. Flame retardant, flexible and resistant to liquids.

## Material

Polyolefine, modified

Colour: black

Fire protection standard: EN 45545-2

Level: HL3, R22; HL3, R23

- halogen-free
- cadmium-free
- lead-free

## Technical data

Temperature range: -40°C up to +125°C

Shrinking temperature +120°C

## Note

Form of shipment: spool

Also available in yellow, white and as a printed version on request.

Part no. black	Inner Ø before shrinkage mm	Wall thickness mm	Inner Ø after shrinkage mm	PU per metre	
11023157	2,4	0,51	1,2	100,0	-
11023158	3,2	0,51	1,6	100,0	-
11023159	4,8	0,51	2,4	75,0	-
11023160	6,4	0,64	3,2	75,0	-
11023161	9,5	0,64	4,8	75,0	-
11023162	12,7	0,64	6,4	50,0	-
11023163	19,0	0,76	9,5	30,0	-
11023164	25,4	0,89	12,7	30,0	-
11023165	38,1	1,02	19,0	30,0	-

Dimensions and specifications may be changed without prior notice.

# DERAY®-ZHF125 marking tube 2:1

polyolefine - thin walled



## DERAY®-ZHF125 marking tube

Heat shrinkable tube for cable identification. Low smoke generation with excellent fire safety characteristics. Flame retardant, flexible and resistant to liquids.

## Material

Polyolefine, modified

Colour: yellow

Fire protection standard: EN 45545-2

Level: HL3, R22; HL3, R23

- halogen-free
- cadmium-free
- lead-free

## Technical data

Temperature range: -40°C up to +125°C

Shrinking temperature +120°C

## Note

Form of shipment: spool

Available in white and as a printed version on request.

Type DMS NH - sections on rolls - also available on request.

Part no. yellow	Inner Ø before shrinkage mm	Wall thickness mm	Inner Ø after shrinkage mm	PU per metre	
11023166	2,4	0,51	1,2	100,0	-
11023167	3,2	0,51	1,6	100,0	-
11023168	4,8	0,51	2,4	75,0	-
11023169	6,4	0,64	3,2	75,0	-
11023170	9,5	0,64	4,8	75,0	-
11023171	12,7	0,64	6,4	50,0	-
11023172	19,0	0,76	9,5	30,0	-
11023173	25,4	0,89	12,7	30,0	-
11023174	38,1	1,02	19,0	30,0	-

Dimensions and specifications may be changed without prior notice.

# TY-RAP®-RW UV resistant cable tie with steel lug lock



## TY-RAP®-RW UV resistant

Smooth, notchless cable tie with steel lug lock made of corrosion-resistant, non-magnetic steel and rounded edges. This technology enables the cable tie to offer excellent binding properties even under most rigorous conditions such as heat, cold, humidity etc. It is resistant to vibrations and external influences.

## Material

Polyamide 6.6  
UV-resistant

- halogen-free
- silicone-free

## Technical data

Temperature range: -60°C up to +105°C

Flammability acc. to UL 94: V2

Test Result EN 45545-2: HL2 for R22 and R23 equipment

Test Result NF F 16-101: I3-F2

Test result IEC/EN 62275: Edition 2.0

Part no. black	Type	Length mm	Width mm	Min. Bundle Ø mm	Max. Bundle Ø mm	Capacity N	Packaging unit	
11007539	TY23MX-RW	92,0	2,4	1,5	22,0	80,0	1000	-
11007540	TY232MX-RW	203,0	2,4	1,5	51,0	80,0	1000	-
11007541	TY234MX-RW	356,0	2,4	1,5	102,0	80,0	1000	-
11007542	TY24MX-RW	140,0	3,6	2,0	35,0	180,0	1000	-
11007543	TY242MX-RW	204,0	3,6	2,0	51,0	180,0	1000	-
11007544	TY26MX-RW	284,0	3,6	2,0	76,0	130,0	1000	-
11007545	TY244MX-RW	368,0	3,6	2,0	102,0	130,0	1000	-
11007546	TY25MX-RW	186,0	4,8	3,0	48,0	220,0	1000	-
11007547	TY253MX-RW	295,0	4,8	3,0	78,0	220,0	1000	-
11007548	TY28MX-RW	361,0	4,8	3,0	102,0	220,0	1000	-
11007549	TY271MX-RW	150,0	7,6	6,0	31,0	540,0	500	-
11007550	TY272MX-RW	223,0	6,9	6,0	51,0	540,0	500	-
11007551	TY277MX-RW	617,0	7,0	6,0	177,0	540,0	500	-
11007552	TY27MX-RW	340,0	6,9	6,0	102,0	540,0	500	-
11007553	TY29MX-RW	771,0	8,2	6,0	229,0	540,0	500	-

Dimensions and specifications may be changed without prior notice.



# TY-RAP®-RW flame resistant cable tie with steel lug lock



## TY-RAP®-RW flame resistant

Smooth, notchless cable tie with steel lug lock made of corrosion-resistant, non-magnetic steel and rounded edges. This technology enables the cable tie to offer excellent binding properties even under most rigorous conditions such as heat, cold, humidity etc. It is resistant to vibrations and external influences.

## Material

Polyamide 6.6

- halogen-free
- silicone-free

## Technical data

Temperature range: -20°C up to +65°C

Flammability acc. to UL 94: V0

Test Result EN 45545-2: HL3 for R22 and R23 requirement

Test Result NF F 16-101: I3-F1

Part no. white	Type	Length mm	Width mm	Min. Bundle Ø mm	Max. Bundle Ø mm	Capacity N	Packaging unit	
11007569	TY23MFR-RW	92,0	2,4	1,5	22,0	80,0	1000	-
11007570	TY232MFR-RW	203,0	2,4	1,5	51,0	80,0	1000	-
11007571	TY24MFR-RW	140,0	3,6	2,0	35,0	180,0	1000	-
11007572	TY25MFR-RW	186,0	4,8	3,0	48,0	220,0	1000	-
11007573	TY28MFR-RW	360,0	4,8	3,0	102,0	220,0	500	-
11007574	TY27MFR-RW	340,0	7,0	4,8	95,0	540,0	100	-

Dimensions and specifications may be changed without prior notice.

# Fire Protection Requirements

	Cable-Ø mm	Test methods	Europe EN 45545-2: 2013 Indoor cable	Europe EN 50264: 2008
Vertical flame spread		EN 60332-1-2	50 > L ≤ 540 mm	50 > L ≤ 540 mm
		NF C 032-070, 2.1	-	-
Vertical flame spread, bundled	D ≥ 12	EN 50266-2-4	L ≤ 2.5 m	L ≤ 2.5 m
	6 < D < 12	EN 50266-2-5 EN 50305, 9.1.1	L ≤ 2.5 m	L ≤ 2.5 m
	D ≤ 6	EN 50305, 9.1.2	L ≤ 1.5 m	L ≤ 1.5 m
		NF C 032-070, 2.2	-	-
Smoke density		EN 61034-2	HL1: T ≥ 25 % HL2: T ≥ 50 % HL3: T ≥ 70 %	T ≥ 70 %
		X10-702-2	-	-
Toxicity		NF X70-100	-	-
		EN 50305, 9.2	HL1: ITC ≤ 10 HL2: ITC ≤ 10 HL3: ITC ≤ 6	ITC ≤ 3
Corrosivity of combustion gases		EN 50267-2-2	-	pH ≥ 4.3 C ≤ 10 µS/mm
Halogen level		EN 50267-2-1	-	HCl + HBr ≤ 0.5 %
Fluorine level		EN 60684-2, 45.2	-	HF ≤ 0.1 %

	Europe EN 50306: 2002	D, A, CH DIN 5510-2: 2009 indoor cable	F, B NF F 16-101: 1988 indoor cable	I UNI CEI 11170-3: 2005
Vertical flame spread	50 > L ≤ 540 mm	50 > L ≤ 540 mm	-	50 > L ≤ 540 mm
	-	-	50 > L ≤ 540 mm	-
Vertical flame spread, bundled	L ≤ 2.5 m	L ≤ 2.5 m	-	L ≤ 2.5 m
	L ≤ 2.5 m	L ≤ 2.5 m	-	L ≤ 2.5 m
	L ≤ 1.5 m	L ≤ 1.5 m	-	L ≤ 1.5 m
	-	-	L ≤ 300 mm	-
Smoke density	HL1: no requirement HL2: T ≥ 60 % HL3: T ≥ 70 %	T ≥ 60 %	-	T ≥ 70 %
	-	-	I.F. ≤ 20	-
Toxicity	-	-	-	-
	HL 1 HL 2 HL 3	Sheath - ITC ≤ 5 ITC ≤ 3	Insulation - ITC ≤ 10 ITC ≤ 6	refers to EN 50264 resp. EN 50306
Corrosivity of combustion gases	pH ≥ 4.3 C ≤ 10 µS/mm	pH ≥ 4.3 C ≤ 10 µS/mm	-	pH ≥ 4.3 C ≤ 10 µS/mm
Halogen level	HCl + HBr ≤ 0.5 %	HCl + HBr ≤ 0.5 %	-	HCl + HBr ≤ 0.5 %
Fluorine level	HF ≤ 0.1 %	HF ≤ 0.1 %	-	-

# Keyword index / Type index

Type	Page
ACPA	135
AFPA-MM	134
Anaconda Multitite® FCE-PU-V0	145
Anaconda Sealbite® HFX-V0	143
ASPA-MMK	132
ATPA	137
AYPE	138
AZPA-MMK	133
BPET-V0	146
BSPA	140
COPA-H	139
CV Compact	144
DERAY®-ZHF125	150
DERAY®-ZOH125	149
HELUcond W-PA12-MOD-BS	131
HELUcond W-PA-12-MOD-BS-V0	142
HELUcond W-PA6-MOD-V0	130, 141
HELUcond W-PA6-MOD-V0	129
HTP	148
KLH copper wire tinned	122
PAPA	136
Pre-assembled KLH copper wire tinned	123 – 124
RADOX® 3 GWK 300V M FR RW	82
RADOX® 3 GWK 300V MM FR RW	83
RADOX® 3 GWK 300V MM S FR RW	84
RADOX® 3 GWK 600V	42
RADOX® 3 GWK 600V FR	85
RADOX® 3 GWK 600V XM FR	86
RADOX® 3 GWK 600V XM	43 – 44
RADOX® 3 GWK 600V XM S	45 – 46
RADOX® 4 GWK-AX 1800V M	58
RADOX® 4 GWK-AX 1800V M FR	87
RADOX® 4 GWK-AX 1800V M J	61
RADOX® 4 GWK-AX 1800V MM S	59 – 60
RADOX® 9 GWK-AX 3600V M	64
RADOX® 9 GWK-AX 3600V MM S	65
RADOX® DATABUS 120 OHM XM S EN	77, 79
RADOX® EN 50264-3-1 1800V M	53
RADOX® EN 50264-3-1 1800V MM	54
RADOX® EN 50264-3-1 3600V MM	55
RADOX® EN 50264-3-1 600V M	50
RADOX® EN 50264-3-2 600V MM	51
RADOX® EN 50264-3-2 600V MM S	52
RADOX® EN 50306-2 300V M	18
RADOX® EN 50306-3 300V MM S	19 – 20

Type	Page
RADOX® EN 50306-4 1P 300V MM	22
RADOX® EN 50306-4 1E 300V MM	21
RADOX® EN 50306-4 3P 300V MM S	24
RADOX® EN 50306-4 5E 300V MM S	25
RADOX® EN 50306-4 5P 300V MM S	26
RADOX® EN 50306-4 3E 300V MM S	23
RADOX® GWK-LW 600V MM	36
RADOX® GWK-LW 600V MM S	37 – 38
RADOX® JUMPER 1800V M	68
RADOX® JUMPER 1800V OM S T	69
RADOX® RAILCAT CAT5e 100 OHM	72 – 74
RADOX® RAILCAT CAT7	75
RADOX® RAILDAT 120 OHM XM S MVB	76
RADOX® RAILDAT 120 OHM XM S WTB	78
RADOX® RF 58	96
RADOX® RF 59	97
RADOX® RF 142	90
RADOX® RF 179	91
RADOX® RF 213	92
RADOX® RF 214	93
RADOX® RF 316 D	94
RADOX® RF 400	95
RADOX® RG 22 B/U-05	98
RADOX® RXL 125	110 – 111
RADOX® RXL 155	112 – 113
RADOX® RXL UL 3266 / CSA AWM IA/B	114 – 115
RADOX® RXL UL 3271 / CSA AWM IA/B	116 – 117
RADOX® RXL UL 3289 / CSA CL 1503	118 – 119
RADOX® TENUIS-TW 600V M	30
RADOX® TENUIS-TW 600V MM	31
RADOX® TENUIS-TW 600V MM S	32 – 33
S 10162 B-11	107
SPUMA 195-FR-01	99
SPUMA 240-FR-01	100
SPUMA 240-RS-FR	104
SPUMA 400-FR-01	101
SPUMA 400-FR-75	102
SPUMA 400-RS-FR	105
SPUMA 500-FR-01	103
SX 04172 B-60	106
TY-RAP®-RW flame resistant	152
TY-RAP®-RW UV resistant	151
VariaPro Rail	128
WPET-SCF	147

# Helukabel Numerical Index

Helukabel Part No.	Page	Helukabel Part No.	Page	Helukabel Part No.	Page
34400 – 34424	42	34588	31	34993 – 34994	21
34425 – 34427	85	34593 – 34594	85	34995	45
34428 – 34431	43	34595 – 34598	54	34996	64
34432 – 34434	44	34599 – 34613	50	34997	101
34435	43	34614 – 34623	52	34998	64
34436	44	34624 – 34627	18	35021 – 35031	124
34437	43	34628	22	35032	123
34438	44	34629 – 34642	24	35033	124
34439 – 34442	45	34645 – 34649	68	35034	123
34443	46	34650	74	35035	124
34444	45	34656	83	35036 – 35043	123
34445 – 34446	46	34657 – 34731	42	35044	124
34447 – 34448	45	34733	38	35045 – 35046	123
34449	46	34734 – 34737	64	35047 – 35072	124
34450	45	34741 – 34742	53	35073 – 35074	123
34451 – 34452	46	34743 – 34744	54	35075 – 35081	124
34453 – 34454	83	34745 – 34746	52	35082 – 35083	123
34455 – 34457	84	34748	68	35084	124
34458 – 34472	58	34749	69	35085 – 35087	123
34473	45	34750 – 34751	24	35088 – 35100	124
34474 – 34476	59	34752	58	35101 – 35103	123
34477 – 34481	61	34753 – 34759	122	35104 – 35122	124
34482 – 34486	60	34762	73	35123 – 35125	123
34487 – 34488	64	34763	122	35126 – 35137	124
34502 – 34509	36	34764	64	35138	123
34511	37	34768	118	35139	124
34512	38	34769	119	35140 – 35142	32
34513 – 34514	37	34770	107	35143	33
34515 – 34516	38	34771	31	35144	75
34517 – 34523	37	34772	24	35146 – 35150	32
34524 – 34525	38	34777	44	35151 – 35153	110
34527 – 34528	37	34846	24	35154	30
34529	38	34847	112	35156	60
34531 – 34532	37	34848 – 34849	69	35157	44
34533 – 34534	38	34850	68	35159	31
34535 – 34538	37	34858 – 34859	114	35161	33
34539 – 34540	38	34860	73	35162 – 35165	124
34541 – 34542	37	34861	52	35166 – 35167	123
34543	38	34862 – 34865	123	35168 – 35171	124
34544 – 34545	37	34866 – 34867	124	35172 – 35174	123
34546 – 34547	38	34868 – 34872	123	35175 – 35178	124
34548	37	34873 – 34904	124	35179	123
34549	38	34905 – 34914	123	35180 – 35183	124
34550 – 34551	37	34915	124	35186	123
34552	38	34916 – 34917	123	35187 – 35188	124
34553 – 34554	37	34918 – 34921	124	35189	123
34558	38	34922 – 34925	123	35190 – 35197	124
34560 – 34561	30	34926	124	35198	113
34562 – 34567	31	34927 – 34929	123	35199	64
34568 – 34571	32	34930 – 34931	124	35200	86
34572 – 34573	33	34932	123	35201	58
34574	32	34933 – 34935	124	35204	32
34575 – 34578	33	34936	31	35205 – 35213	31
34579 – 34583	32	34937	59	35214	51
34584 – 34585	33	34938 – 34940	58	35215	36
34586	32	34989	87	35216	64
34587	33	34990	124	35217	36

# Helukabel Numerical Index

Helukabel Part No.	Page	Helukabel Part No.	Page	Helukabel Part No.	Page
35219	59	11005195 – 11005207	119	11005764 – 11005771	110
35220 – 35222	119	11005208	118	11005772 – 11005780	111
35223	58	11005209 – 11005247	119	11005781	110
35227	65	11005249 – 11005252	118	11005782 – 11005784	111
35229	32	11005255 – 11005257	119	11005785	110
35230	36	11005258	118	11005786	111
35232	64	11005283 – 11005287	119	11005787 – 11005788	110
35233	36	11005289 – 11005304	118	11005789	111
35234	59	11005305 – 11005307	119	11005790 – 11005791	110
35235	37	11005308 – 11005312	117	11005792 – 11005798	111
35236	64	11005313 – 11005314	116	11005799 – 11005801	110
35237	36	11005315	117	11005802	111
35238	37	11005316 – 11005338	116	11005803 – 11005804	110
35240	38	11005339	117	11005805 – 11005888	111
35241	58	11005340 – 11005341	116	11005895 – 11005900	110
35244	30	11005342 – 11005374	117	11005904 – 11005909	111
35245	43	11005375	116	11005911 – 11005942	30
35247	36	11005376 – 11005378	117	11005943 – 11005999	31
35248	65	11005379	116	11006000 – 11006003	32
35249	42	11005380 – 11005384	117	11006004 – 11006005	33
35250	31	11005385 – 11005391	116	11006006	32
35251	32	11005392 – 11005399	117	11006007	33
35252 – 35253	31	11005400 – 11005402	116	11006008 – 11006015	32
35254	36	11005403	117	11006016 – 11006023	33
35255 – 35256	31	11005404	116	11006024 – 11006026	32
35257	44	11005405 – 11005406	117	11006027 – 11006029	33
35258	59	11005407	115	11006030 – 11006033	32
35259	46	11005408 – 11005441	114	11006034	33
35260	44	11005445	115	11006035	32
35262	59	11005446	114	11006036	33
35263	46	11005447	115	11006037	32
35264	43	11005449	114	11006038	33
35265	79	11005450 – 11005459	115	11006039	32
35266	59	11005460 – 11005468	114	11006040 – 11006042	33
35268	46	11005471 – 11005472	115	11006043 – 11006048	32
35270	32	11005473	114	11006049	33
35271	43	11005476 – 11005501	115	11006050	32
35272	110	11005508 – 11005509	114	11006051	33
35273	113	11005510 – 11005536	112	11006052 – 11006053	32
35274	123	11005537 – 11005538	113	11006054 – 11006056	33
35301	50	11005539 – 11005542	112	11006057	32
35302 – 35308	51	11005543	113	11006058 – 11006059	33
35309 – 35313	22	11005544 – 11005547	112	11006060 – 11006067	32
35314	24	11005548 – 11005549	113	11006070	73
35315	53	11005550 – 11005556	112	11006071	72
35316	18	11005557	113	11006072	74
35318	84	11005558 – 11005580	112	11006073	73
35319	51	11005581	113	11006074	74
35322	45	11005582 – 11005602	112	11006075	72
93630 – 904924	148	11005608 – 11005654	113	11006077 – 11006086	42
11000576	64	11005678 – 11005707	112	11006131 – 11006154	43
11002032 – 11002037	77	11005709	113	11006155 – 11006163	44
11004306	79	11005710	112	11006164 – 11006165	43
11005150	119	11005716 – 11005729	113	11006166 – 11006168	44
11005151 – 11005153	118	11005730	112	11006169 – 11006170	43
11005154 – 11005155	119	11005731 – 11005761	110	11006171 – 11006174	44
11005156 – 11005194	118	11005762 – 11005763	111	11006175	43

# Helukabel Numerical Index

Helukabel Part No.	Page	Helukabel Part No.	Page	Helukabel Part No.	Page
11006176	44	11006464	38	11022950 – 11022956	76
11006177	43	11006465 – 11006466	37	11022957 – 11022958	78
11006178 – 11006181	44	11006467	38	11022979	90
11006182 – 11006185	43	11006468 – 11006492	84	11022980	95
11006186 – 11006190	44	11006493 – 11006496	18	11022981	96
11006191 – 11006195	43	11006497 – 11006515	22	11022982	97
11006196	44	11006516 – 11006523	21	11022983	105
11006197 – 11006200	43	11006524 – 11006526	22	11022984	106
11006201 – 11006202	44	11006527	21	11022985	94
11006203	43	11006528 – 11006533	22	11022989	82
11006204 – 11006206	44	11006534 – 11006535	21	11022990	91
11006207 – 11006209	43	11006536 – 11006538	22	11022991	92
11006210	44	11006539 – 11006552	50	11022992	93
11006211 – 11006213	43	11006553 – 11006579	51	11022993	98
11006214 – 11006215	44	11006580 – 11006603	53	11022994	99
11006216	43	11006604 – 11006605	54	11022995	104
11006228 – 11006291	36	11006606 – 11006614	55	11022996	102
11006292 – 11006295	82	11006615 – 11006620	24	11023009 – 11023019	131
11006296 – 11006301	85	11006621 – 11006628	26	11023020 – 11023047	132
11006302 – 11006316	83	11006629	24	11023048 – 11023060	133
11006317 – 11006325	86	11006630 – 11006646	23	11023061 – 11023070	134
11006326 – 11006335	45	11006647 – 11006655	25	11023071 – 11023082	135
11006336 – 11006343	46	11006656	26	11023083 – 11023096	136
11006344 – 11006347	45	11006657 – 11006658	24	11023097 – 11023110	137
11006348 – 11006349	46	11006659	20	11023111 – 11023124	138
11006350	45	11006660 – 11006661	19	11023125 – 11023138	139
11006351 – 11006353	46	11006662 – 11006663	24	11023139 – 11023144	140
11006354 – 11006368	45	11006664	20	11023146 – 11023156	144
11006369	46	11006665 – 11006667	24	11023157 – 11023165	149
11006370 – 11006371	45	11006668 – 11006670	19	11023166 – 11023174	150
11006372	46	11006671 – 11006677	20	11023204 – 11023210	145
11006373 – 11006376	45	11006678 – 11006684	24		
11006377	46	11006685	26		
11006378 – 11006385	45	11006686 – 11006690	24		
11006386 – 11006387	46	11006691 – 11006701	52		
11006388	45	11006705 – 11006707	64		
11006389	46	11006708 – 11006721	65		
11006390 – 11006391	45	11006722	64		
11006392	46	11006723 – 11006765	58		
11006393 – 11006394	45	11006766 – 11006772	61		
11006396	37	11006773 – 11006786	87		
11006403 – 11006412	38	11006787 – 11006794	59		
11006413 – 11006418	37	11006796 – 11006816	60		
11006419 – 11006426	38	11007139	123		
11006427 – 11006430	37	11007140 – 11007150	124		
11006431 – 11006435	38	11007539 – 11007553	151		
11006436	37	11007569 – 11007574	152		
11006437	38	11007611 – 11007634	129		
11006439 – 11006441	37	11009206	103		
11006442 – 11006444	38	11020566 – 11020581	128		
11006445 – 11006446	37	11020594 – 11020605	141		
11006447 – 11006452	38	11020606 – 11020618	142		
11006453 – 11006456	37	11020623 – 11020630	143		
11006457	38	11021142	100		
11006458	37	11021577 – 11021586	130		
11006459 – 11006462	38	11021603 – 11021613	146		
11006463	37	11021808 – 11021817	147		



# Huber+Suhner Numerical Index

H+S Part No.	Page	H+S Part No.	Page	H+S Part No.	Page	H+S Part No.	Page
12012040 - 12012090	110	12545527 - 12545534	58	12558109 - 125581010	37	12562116	45
12212661 - 12420122	112	12547257 - 12547268	64	12558112 - 12558115	38	12562189	58
12420123 - 12420125	113	12547370	117	12558126	117	12562202	37
12420126 - 12420139	112	12547678	64	12558211	110	12562206	45
12420169	113	12547684	58	12558422 - 12558423	37	12562263	114
12420187 - 12420249	112	12547689 - 12548128	42	12558471	59	12562285	117
12420253 - 12420274	113	12548452	117	12558472	65	12562310	43
12420322 - 12420329	112	12548671 - 12551406	42	12558480	117	12562475	119
12420478	113	12551573	64	12558484 - 12558898	114	12562489	45
12420479 - 12420745	112	12551966	60	12559008 - 12559011	37	12562572 - 12562760	36
12505621 - 12505624	110	12552201 - 12552203	117	12559012 - 12559047	38	12562825	37
12507392 - 12510763	112	12552204 - 12552205	116	12559058	114	12562841	117
12515490 - 12515493	110	12552226 - 12552230	87	12559058	117	12562955	87
12515557	112	12552231	110	12559357	87	12563051	36
12515558	113	12552458 - 12552642	60	12559555 - 12559659	58	12563351	38
12515803 - 12516294	110	12552818	117	12559722 - 12559752	45	12563356 - 12563360	60
12516400 - 12516486	112	12552871 - 12552873	87	12559772 - 12559773	87	12563437	113
12518105 - 12521088	110	12552906	58	12559787	61	12563463	117
12522240 - 12522330	112	12553851	116	12559821	115	12563588 - 12563590	43
12522801 - 12522802	119	12553865 - 12553893	42	12559844 - 12559855	45	12563591	44
12522803 - 12522805	118	12554310	58	12559973 - 12559974	36	12563834	116
12522806 - 12522807	119	12555388	87	12560047	45	12563839	117
12522809 - 12522811	118	12555404 - 12555408	36	12560065	114	12563889	113
12522819	115	12555592 - 12555606	37	12560140	37	12563990	36
12522827 - 12522837	118	12555688	38	12560212	117	12564022	115
12522841	114	12555739 - 12555741	42	12560230 - 12560277	111	12564046	113
12522849 - 12522904	118	12555769	58	12560278 - 12560312	113	12564160	64
12522941 - 12528262	119	12555875 - 12555898	38	12560330 - 12560352	119	12564173	43
12523379	118	12555930	37	12560357 - 12560359	117	12564185 - 12564358	60
12528237 - 12528242	119	12555986 - 12555997	58	12560389	45	12564379 - 12564382	30
12528958 - 12528959	111	12556070	60	12560518	113	12564477 - 125644778	36
12530432 - 12530436	110	12556373	38	12560644 - 12560646	87	12564572	44
12532370 - 12532462	119	12556419	37	12560764	85	12564622 - 12564625	82
12534452 - 12534455	110	12556475 - 12556476	36	12560867 - 12560868	45	12564627 - 12564628	84
12534456 - 12535714	111	12556480	37	12560882	38	12564629 - 12564632	83
12535840	110	12556520 - 12556534	65	12561041	117	12564824 - 12564827	38
12535843 - 12535912	111	12556535 - 12556549	59	12561080	44	12564873	82
12535952	110	12556568 - 12556600	116	12561085 - 12561208	43	12564977 - 12564979	83
12536516	111	12556602	117	12561209 - 12561218	44	12565106	86
12536686 - 12536696	58	12556603 - 12556604	116	12561219 - 12561236	45	12565118	44
12536734 - 12536735	110	12556605 - 12556624	117	12561299 - 12561301	36	12565134	85
12536736	111	12556629 - 12556641	37	12561342	117	12565211	117
12536737 - 12536738	110	12556673 - 12556820	36	12561467	37	12565262 - 125652623	83
12536739 - 12536745	111	12556828 - 12556925	114	12561500	30	12565268	113
12536857	110	12557013	117	12561508	45	12565287 - 12565291	45
12537690	112	12557104	42	12561561	44	12565315	36
12537829 - 12537832	64	12557161	114	12561565	116	12565317	38
12537922 - 12538161	110	12557169	60	12561619	37	12565595	117
12538836	111	12557170	37	12561687	60	12565683 - 12565691	115
12542936	42	12557175	114	12561781	115	12565695 - 12565703	114
12543187	112	12557233 - 12557239	38	12561819 - 12561821	43	12565876	117
12543214 - 12543216	42	12557321	114	12561822 - 12561826	44	12565935	84
12543275	112	12557515 - 12557516	117	12561827 - 12561827	45	12565993	44
12543842 - 12544523	58	12557517 - 12557574	114	12561830 - 12561830	36	12566008 - 12566010	58
12544525	64	12557793	61	12561833 - 12561836	37	12566112	117
12545153 - 12545292	42	12558020 - 12558023	117	12561927 - 12562003	38	12566117	45
12545520 - 12545523	64	12558031 - 12558039	61	12562080 - 12562081	36	12566121	118

# Huber+Suhner Numerical Index

H+S Part No.	Page	H+S Part No.	Page	H+S Part No.	Page	H+S Part No.	Page
12566137	44	12568172 - 12568175	33	12582833	111	12584944	119
12566192	45	12568269 - 12568271	83	12582893	86	12585007 - 12585070	31
12566278	84	12568276	84	12582984 - 12582985	58	12585078	32
12566304 - 12566306	31	12568277 - 12568278	86	12583000 - 12583001	31	12585096 - 12585097	84
12566313	116	12568300	43	12583002	33	12585219	118
12566322	45	12568407	83	12583107	73	12585274	31
12566341 - 12566342	83	12568408	86	12583138	32	12585329	45
12566361	116	12568429 - 12568430	38	12583154	60	12585360 - 12585374	54
12566366 - 12566367	84	12568514 - 12568517	32	12583172 - 12583173	31	12585378	33
12566368	45	12568536	38	12583173	44	12585380 - 12585381	51
12566485 - 12566488	84	12568594	58	12583239 - 12583411	60	12585382	52
12566533	37	12568604	43	12583421	31	12585458 - 12585459	31
12566542	44	12568613	38	12583449	33	12585480	117
12566544 - 12566547	84	12568622	43	12583521	84	12585489	72
12566633 - 12566634	37	12568634 - 12568635	36	12583544	33	12585599	84
12566644	60	12568683	60	12583667	31	12585606	113
12566649	36	12568688	37	12583722	44	12585633	45
12566694	37	12568729	43	12583724 - 12583726	31	12585752	31
12566698 - 12566700	43	12568731	45	12583727 - 12583729	32	12585829	68
12566709 - 12566714	84	12568812	115	12583730 - 12583736	33	12585831 - 12585837	69
12566838	30	12568900	86	12583845	43	12585843	44
12566854 - 12566855	115	12568935	73	12583873	33	12585961 - 12585980	31
12566883	118	12568968	58	12583990 - 12583992	31	12586000 - 12586007	18
12566914	85	12568979	38	12583993 - 12583994	32	12586008 - 12586035	22
12566919	44	12569225	45	12583995	31	12586036 - 12586058	24
12566936 - 12566941	85	12581111 - 12581146	30	12583997	38	12586059 - 12586073	26
12567021	84	12581249 - 12581251	119	12583999	32	12586086 - 12586099	21
12567226	58	12581282	111	12584028	87	12586100	24
12567260	38	12581318	44	12584038	74	12586101 - 12586120	23
12567264 - 12567265	85	12581346 - 12581350	31	12584071	112	12586124	26
12567319	114	12581351 - 12581354	32	12584097	32	12586125 - 12586137	25
12567357 - 12567362	116	12581355 - 12581357	33	12584118	33	12586140	22
12567364	43	12581358	32	12584133	32	12586151 - 12586172	55
12567454 - 12567458	44	12581359 - 12581361	30	12584136 - 12584272	31	12586174 - 12586209	51
12567459	36	12581433	37	12584294	112	12586211 - 12586234	52
12567507	45	12581443	43	12584298	84	12586298	31
12567511	83	12581449	33	12584302	117	12586321	58
12567536	44	12581450 - 12581451	32	12584305	60	12586408	33
12567586 - 12567590	43	12581455	30	12584333	32	12586442 - 12586443	60
12567591 - 12567596	44	12581465	33	12584339	119	12586519	111
12567598	45	12581487	30	12584343	60	12586529 - 12586533	118
12567616	44	12581506	37	12584344	31	12586544	112
12567683	116	12581529 - 12581530	43	12584353	111	23002145	107
12567725 - 12567736	117	12581578 - 12581579	32	12584363 - 12584406	31	84016404	98
12567737 - 12567739	116	12581606	118	12584412	33	84026748	106
12567854	45	12581701 - 12581833	36	12584470 - 12584471	119	84085219	52
12567868	37	12582026 - 12582035	31	12584489	31	84088673	22
12567870	83	12582036 - 12582050	32	12584492	58	84088693	26
12567871 - 12567873	84	12582053 - 12582053	33	12584654	31	84088693	31
12567941	43	12582089	112	12584664	58	84090510	45
12567946	118	12582444	111	12584673	119	84090550	58
12568008	58	12582459 - 12582460	58	12584697	33	84090647 - 84090707	51
12568036 - 12568101	31	12582522	43	12584697	33	84091279	58
12568116	118	12582549	117	12584787	32	84091342	22
12568117 - 12568165	32	12582553	116	12584811	33	84091733	33
12568172 - 12568175	33	12582562 - 12582564	45	12584866 - 12584896	53	84092080	32
12568269 - 12568271	83	12582658	33	12584926	33	84093193	111

# Huber+Suhner Numerical Index

H+S Part No.	Page	H+S Part No.	Page	H+S Part No.	Page	H+S Part No.	Page
84094661	22	84131740	87	85023707	58	85087154	30
84094674 - 84094675	24	84131855	118	85023719	94	85087384	114
84095698 - 84095709	68	84132035	101	85023720	95	85087574	24
84096896	31	84132938	51	85023726	96	85089030	112
84097272	68	84134205	24	85023729	97	85089188	104
84097766 - 84097783	31	84134935	59	85023730	92	85089191	105
84097978 - 84097980	19	84135145	22	85023731	93	85096345 - 85097052	50
84098661	68	84135186	24	85023787	86	85109096 - 85114509	76
84101234 - 84101235	24	84136197	22	85024293	32	85114510	78
84101306	45	84138531	77	85025439	24	85140715	76
84101650 - 84101651	68	84138532	79	85026405 - 85026409	30	85141958	78
84101653	69	84139932 - 84139937	45	85026844	24	85141959 - 85141960	76
84103799	20	84141106	32	85027258	33	85164052	20
84103977	31	84141494 - 84141575	22	85027590	30		
84104017 - 84104053	44	84142178	73	85028249	111		
84104571	32	84142287	111	85028418	45		
84105080	21	84142651	43	85028702	43		
84105087	33	84143022	33	85030117 - 85030122	110		
84106024 - 84106035	24	84143442 - 84147192	60	85031740	58		
84107672 - 84109154	45	84147685	32	85031963	33		
84110710	24	84148202	111	85063739	31		
84111017 - 84111020	19	84152221	45	85063741	32		
84111022 - 84111035	20	85001068	32	85063742 - 85063743	31		
84111116	31	85001104	115	85063744	32		
84112190	113	85001288	79	85064802	22		
84112450	18	85001338	77	85065038	74		
84112800	32	85002075	60	85066141 - 85066211	86		
84115498	22	85002904	31	85066538	58		
84115627	24	85002921	52	85067272 - 85067275	30		
84116808	83	85003451	45	85067468 - 85067625	58		
84116846 - 84116849	43	85003500 - 85003501	51	85068017 - 85068044	84		
84116923	24	85003521	24	85068090	58		
84117216	22	85003600 - 85004187	77	85068296 - 85068298	30		
84117785	43	85004430	33	85068347	73		
84117939	118	85006436	52	85068348	74		
84118052 - 84118059	58	85006736 - 85006737	43	85068349	72		
84118064	115	85006857	22	85070508 - 85070661	32		
84117216	22	85006859 - 85007966	21	85070814 - 85070897	58		
84117785	43	85009591	26	85070991	51		
84117939	118	85010158	24	85071146	113		
84118052 - 84118059	58	85010213	44	85072779 - 85073536	31		
84118064	115	85013457	22	85073629	32		
84118200	24	85017208	44	85075376	24		
84118473 - 84121018	31	85018696	119	85076847	32		
84122375 - 84122376	51	85018699 - 85018720	113	85076956	111		
84122437 - 84122439	32	85019626 - 85019627	58	85076972	113		
84122834	24	85020563	84	85077062 - 85077070	111		
84123311	32	85020967	33	85077411	23		
84123511 - 84123518	118	85021029	30	85078973 - 85078975	58		
84124746	111	85021166	33	85079754	61		
84124806	75	85021350 - 85021405	84	85082261	30		
84126032	44	85021562	99	85082446	111		
84126778 - 84126780	51	85021563	100	85084353	31		
84128245	45	85021564	103	85084750	119		
84129985	33	85022187	102	85084909	32		
84130135	115	85023684	90	85086089	113		
84131585	118	85023705	91	85086699	114		

# NOTES

## Technical modifications

© HELUKABEL® GmbH Hemmingen

Dimensions and specifications may change without prior notice. Consequently all illustrations, numerical data, etc. are provided without guarantee. Colour deviations between photos and delivered goods cannot be avoided. Reproduction or duplication of the text and illustrations, in whole or in part, remain reserved. The transfer of copyrights requires the written consent of HELUKABEL® GmbH. Our General Terms of Delivery and Payment, which can be viewed at [www.helukabel.com](http://www.helukabel.com), apply.

## Length markings

The length marking, which cannot be calibrated, is an aid, e.g. for easy material allowance determination or for determination of the length remaining on the drum. Deviation of the wire length shown by the marking is up to 1%. Incomplete length markings or length markings missing from sections, deviations of the cable length shown by the length marking do not substantiate any legal obligation whatsoever. Only use calibrated measurement devices to determine wire length.

## Safety notice

The cables and wires described in the catalogue are produced in accordance with national and international standards, as well as plant standards; application safety, as stipulated in the safety directives, standards, and statutory regulations, as amended, are provided. Following proper installation and usage guidelines, the possibility of product-specific dangers can be excluded. This catalogue describes general information for each product's use. Independent of the above, the applicable DIN VDE specifications apply. Installation and processing must only be executed by qualified electricians.

**Our General Terms of Delivery and Payment can be viewed at [www.helukabel.com](http://www.helukabel.com).**

**For more information, please contact our product manager:**



**Mark Lemke**

Head of Sales East

Tel: +49 7150 9209 810

Fax: +49 7150 9209 5810

Mobile: +491712476829

Mark.Lemke@helukabel.de

**( Channeling  
POWER )** 